

SECURING THE FUTURE OF AGRICULTURE

USDA's Risk Management Agency serves America's agricultural producers through effective, market-based risk management tools to strengthen the economic stability of agricultural producers and rural communities.

Fiscally Responsible

LOSS RATIO



10-year loss ratio **MEETS TARGET**

IMPROPER PAYMENT RATE

UNDER 3%

for 8 consecutive years, one of the lowest improper payment rates in government.



COMMODITY REVIEW



Insurance rates are reviewed **FREQUENTLY AND EFFECTIVELY** using historical program experience.

PRODUCER INVESTMENTS

\$43.3 BILLION

in premiums collected over the last 10 years.



Expanding America's Farm Safety Net

MORE PRODUCTS INSURED



50+ INSURANCE PRODUCTS DEVELOPED

through the 508(h) process, overseen by the Federal Crop Insurance Corporation (FCIC) Board



AVAILABLE CHOICES

134 CROPS INSURED

Up from 112 crops in 2000

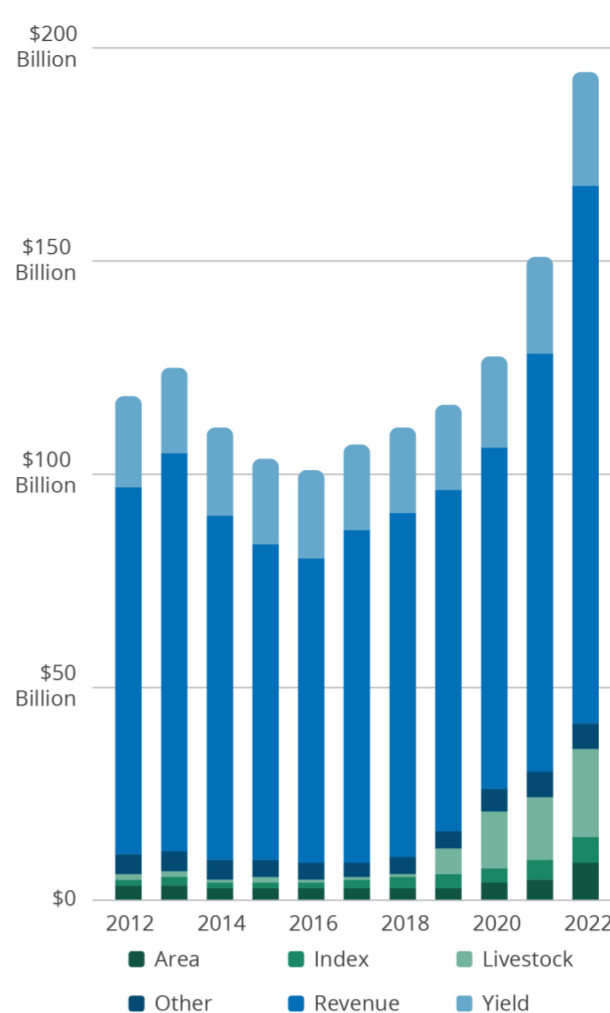
604 VARIETIES INSURED

Up from 325 varieties in 2000

36 TYPES OF PLANS

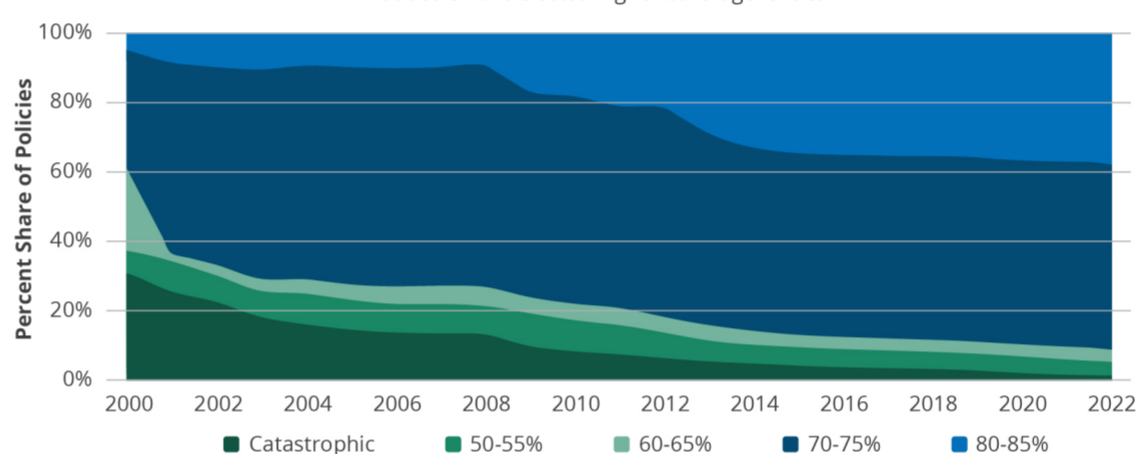
Up from 20 plans in 2012

LIABILITY BY INSURANCE PLAN



COVERAGE LEVEL

Producers have elected higher coverage levels.



Working at RMA

BEST PLACE TO WORK AT USDA

(Federal Employee Viewpoint Survey)



Investing in Customer Service

WRITTEN AGREEMENTS

TURNAROUND TIMES REDUCED BY 35%

for individualized coverage applications during the pandemic, from 13.35 days to 8.74 days on average.



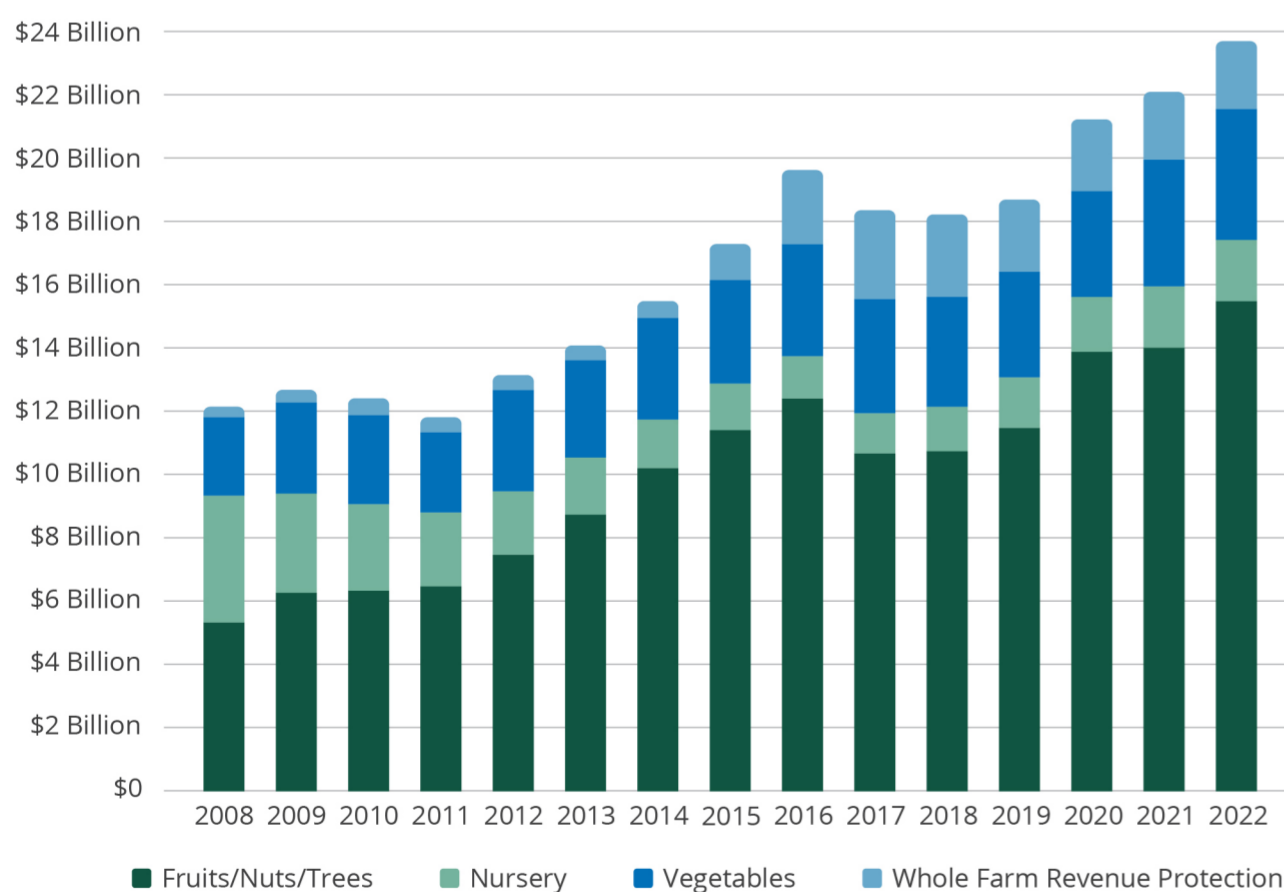
PUBLIC ENGAGEMENT



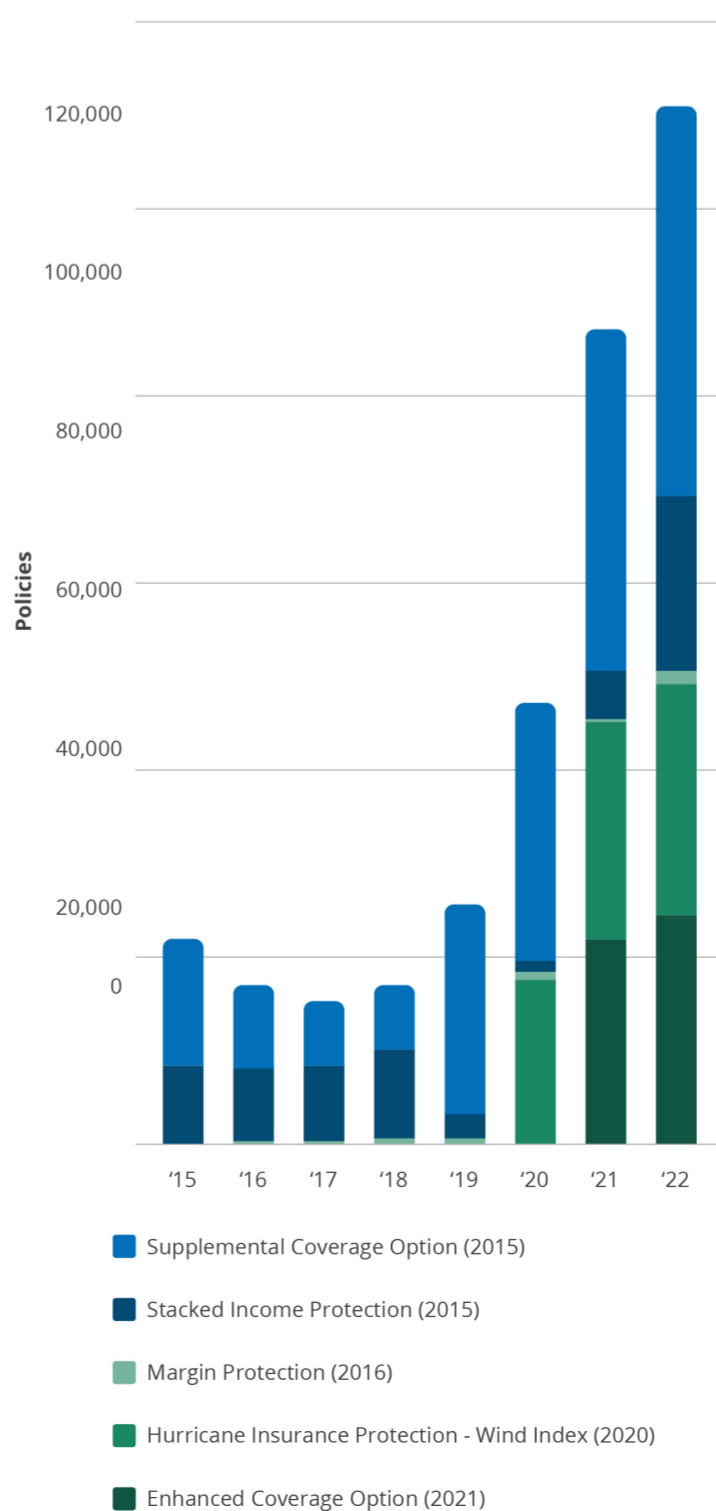
700,000 PUBLIC PARTICIPANTS were engaged with in 2022 through RMA outreach efforts.

Growing the Risk Management Toolbox

LIABILITY GROWTH OF SPECIALTY CROPS



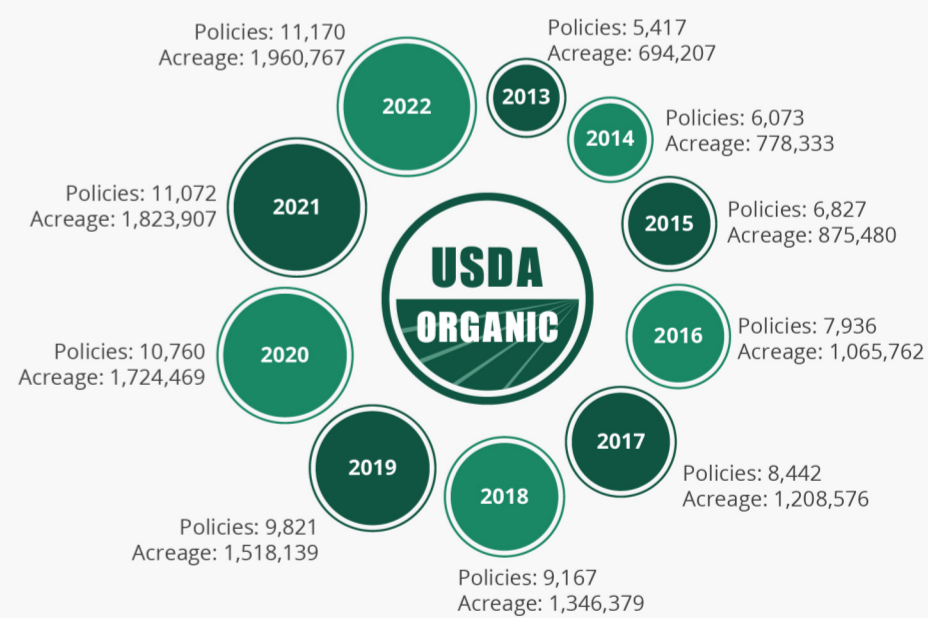
SUPPLEMENTAL POLICIES EARNING PREMIUM



ORGANIC

ORGANIC POLICIES SOLD AND ACREAGE INSURED

2013-2022 Total: 86,685 policies, 12,996,020 acres



TOP 10 ORGANIC COMMODITIES INSURED (2022)

- #1 CORN**
Acres: 415,042
Liability: \$447 million
Premium: \$39 million
- #2 APPLES**
Acres: 27,306
Liability: \$357 million
Premium: \$12 million
- #3 SOYBEANS**
Acres: 368,477
Liability: \$282 million
Premium: \$37 million
- #4 WHEAT**
Acres: 533,143
Liability: \$180 million
Premium: \$27 million
- #5 BLUEBERRIES**
Acres: 11,692
Liability: \$151 million
Premium: \$9 million
- #6 ALMONDS**
Acres: 23,076
Liability: \$91 million
Premium: \$4 million
- #7 GRAPES**
Acres: 16,972
Liability: \$83 million
Premium: \$4 million
- #8 PEANUTS**
Acres: 48,113
Liability: \$79 million
Premium: \$11 million
- #9 POTATOES**
Acres: 19,113
Liability: \$74 million
Premium: \$7.5 million
- #10 CITRUS FRUIT**
Acres: 9,574
Liability: \$53 million
Premium: \$3 million

ORGANIC COVERAGE PURCHASED



PRODUCERS HAVE PURCHASED ORGANIC COVERAGE FOR 70+ CROPS

WHOLE FARM REVENUE PROTECTION



Insurable **COVERAGE INCREASED** from \$8.5 million to \$17 million



16.7 K POLICIES SOLD & \$961.2 M IN PREMIUMS received from 2015-2022



REDUCED PAPERWORK for easy reporting.



MICRO FARM program added in 2022 to protect small, diversified producers