



United States
Department of
Agriculture



Federal Crop
Insurance
Corporation

FCIC-25460 (06-2017)

SUGARCANE LOSS ADJUSTMENT STANDARDS HANDBOOK

2018 and Succeeding Crop
Years

RESERVED

**RISK MANAGEMENT AGENCY
KANSAS CITY, MO 64133**

TITLE: SUGARCANE LOSS ADJUSTMENT STANDARDS HANDBOOK	NUMBER: FCIC-25460
EFFECTIVE DATE: 2018 and succeeding crop years	ISSUE DATE: June 29, 2017
SUBJECT: Provides the loss adjustment procedures and instructions for administering the Sugarcane crop insurance program.	OPI: Actuarial and Product Design Division APPROVED: <i>/s/ Richard H. Flourney</i> Deputy Administrator for Product Management

REASON FOR ISSUANCE

This handbook is being issued to provide loss adjustment procedures and instructions for administering the Sugarcane Crop Insurance Program beginning with the 2018 crop year.

Major changes: See changes or additions in text which have been highlighted. Three stars (***) identify information that has been removed.

1. Revised the handbook to incorporate changes made through a submission approved by the FCIC Board of Directors under Section 508(h) of the Federal Crop Insurance Act. Many paragraphs and sections within the handbook were rewritten or relocated to increase clarity and understanding. Throughout the handbook, references were revised to reflect the new handbook format, removal and rearrangement of various paragraphs and tables. Throughout the amended pages, changes were made to correct spelling, punctuation, formatting and to correct paragraph and subparagraph numbering.
2. Modified language throughout the handbook to reflect changes in the GSH to allow acreage to be reported, and rounded, to hundredths (0.01); and for share to be reported, and rounded, to ten-thousandths (0.0001).
3. Changed names and all references to the Inadequate Stand Appraisal Method to the Stalk Count Appraisal Method and the Stand Reduction Appraisal Method to the Skip Appraisal Method to more accurately depict the activities performed by the appraisals.
4. Modified language in subparagraph 11(B)(2) to reflect CP changes to the insured sugarcane crop for acreage damaged prior to the insurance period and overage stands.
5. Modified language in subparagraph 11(B)(3) to reflect CP changes to insurance attachment.
6. Modified language in subparagraph 11(C) to reflect CP changes to sugarcane acreage cut for seed.

Reasons for Issuance (Continued):

7. Modified language in subparagraph 22(A) to identify the appropriate appraisal methods for overage age stands, sugarcane damaged prior to the beginning of the insurance period, CRE eligibility, and CP claims.
8. Modified language in subparagraph 22(B) to identify conditions requiring use of the Stalk Count Appraisal Method.
9. Modified language in subparagraph 22(C) to identify conditions requiring use of the Skip Appraisal Method.
10. Added PART 4 for administration of the Crop Replacement Endorsement.
11. Added in exhibit 1 the acronym for the Crop Replacement Endorsement.
12. Added in exhibit 2 the definition of seed as defined in the CP.
13. Added in exhibit 5 Crop Replacement Eligibility instructions and worksheet.
14. Added exhibit 6 Crop Replacement Payment instructions and worksheet.
15. Added language in the PW instructions (multiply items) pertaining to claim administration of the Crop Replacement Endorsement.
16. Added PW “Stage codes” (item 29) for administration of the CRE.
17. Added PW “Usage of acreage” codes (item 30) for the administration of the CRE.
18. Changed language in the PW instructions pertaining to the administration of sugarcane acreage cut for seed. (See PW worksheet items 31 and 37).
19. Added production to count on exhibit 7 Sugarcane Loss Example (H-Cut for Seed). Refer to subparagraphs 11(C)(1)(a) and 11(C)(2).

SUGARCANE LOSS ADJUSTMENT STANDARDS HANDBOOK

CONTROL CHART

Sugarcane Loss Adjustment Standards Handbook							
	TP Page(s)	TC Page(s)	Text Page(s)	Exhibit Number	Exhibit Page(s)	Date	Directive Number
Remove	Entire Handbook					07-2016	FCIC-25460
Current Index	1-4	1-2	1-15	1-11	16-54	06-2017	FCIC-25460

RESERVED

**SUGARCANE LOSS ADJUSTMENT STANDARDS HANDBOOK
TABLE OF CONTENTS**

PAGE NO.

PART 1 GENERAL INFORMATION AND RESPONSIBILITIES

1	General Information.....	1
2	AIP Responsibilities	2
3-10	(Reserved)	

PART 2 POLICY INFORMATION

11	Insurability.....	3
12-20	(Reserved)	

PART 3 APPRAISALS

21	Sugarcane Appraisals.....	7
22	Sugarcane Appraisal Methods	8
23	Appraisal Deviations and Modifications	12
24	Appraisal Worksheet Entries and Completion Procedures.....	12
25-30	(Reserved)	

PART 4 SUGARCANE CROP REPLACEMENT ENDORSEMENT

31	Sugarcane Crop Replacement Endorsement.....	14
32-40	(Reserved)	

**SUGARCANE LOSS ADJUSTMENT STANDARDS HANDBOOK
TABLE OF CONTENTS**

		PAGE NO.
EXHIBITS		
1	Acronyms and Abbreviations	16
2	Definitions	17
3	Forms Standards - Stalk Count Method.....	18
4	Forms Standards - Skip and Weight Method.....	22
5	Forms Standards - Sugarcane Crop Replacement Eligibility Worksheet	27
6	Forms Standards - Sugarcane Crop Replacement Payment Worksheet	29
7	Forms Standards - Production Worksheet	33
8	Reference Material.....	51
9	Diagram of Sugarcane Plant	52
10	Diagram of Shoot Roots	53
11	Diagram of Node and Internode of Sugarcane	54

PART 1 GENERAL INFORMATION AND RESPONSIBILITIES

1 General Information

A. Purpose and Objective

The RMA issued loss adjustment standards for this crop are the official standard requirements for adjusting losses in a uniform and timely manner. The RMA issued standards for this crop and crop year are in effect as of the signature date for this crop handbook located at www.rma.usda.gov/handbooks/25000/index.html.

This handbook remains in effect until superseded by reissuance of either the entire handbook or selected portions (through amendments, bulletins, or FADs). If amendments are issued for a handbook, the original handbook as amended shall constitute the handbook. A bulletin or FAD can supersede either the original handbook or subsequent amendments.

B. Related Handbooks

The following table identifies handbooks that shall be used in conjunction with this handbook.

Handbook	Relation/Purpose
CIH	Provides overall general underwriting (not crop specific) process.
DSSH	Provides the form standards and procedures for use in the sales and service of crop insurance contracts.
GSH	Provides general crop insurance information.
LAM	Provides overall general loss adjustment (not crop-specific) process.

- (1) Terms, abbreviations, and definitions general (not crop specific) to loss adjustment are identified in the GSH.
- (2) Terms, abbreviations, and definitions specific to sugarcane loss adjustment and this handbook are in exhibits 1 and 2, herein.

C. CAT Coverage

Refer to the CIH, GSH and LAM for provisions and procedures not applicable to CAT coverage.

A. Utilization of Standards

All AIPs shall utilize these standards for both loss adjustment and loss training for the applicable crop year. These standards, which include crop appraisal methods, claims completion instructions, and form standards, supplement the general (not crop-specific) loss adjustment standards identified in the LAM.

B. Form Distribution

The following is the minimum distribution of forms completed by the adjuster and signed by the insured (or the insured's authorized representative) for the loss adjustment inspection.

- (1) One legible copy to the insured; and
- (2) The original and all remaining copies as instructed by the AIP.

C. Record Retention

It is the AIPs responsibility to maintain records (documents) as stated in the SRA and described in the LAM.

D. Form Standards

- (1) The entry items in exhibits 3 - 7 are the minimum requirements for the Appraisal Methods – Stalk Count, Skip and Weight, the Sugarcane Crop Replacement Eligibility Worksheet, the Sugarcane Crop Replacement Payment Worksheet, and the PW. All entry items are “Substantive” (they are required).
- (2) The Privacy Act and Non-Discrimination statements are required statements that must be printed on the form or provided to the insured as a separate document. These statements are not shown on the example form(s) in exhibits 3 - 7. The current Nondiscrimination Statement and Privacy Act Statement can be found on the RMA website at: <http://www.rma.usda.gov/regs/required.html> or successor website.
- (3) The certification statement required by the current DSSH must be included on the PW directly above the insured's signature block immediately followed by the statement below: “I understand the certified information on this Production Worksheet will be used to determine my loss, if any, to the above unit. The approved insurance provider may audit and approve this information and supporting documentation. The Federal Crop Insurance Corporation, an agency of the United States, subsidizes and reinsures this crop insurance.”
- (4) Refer to the DSSH for other crop insurance form requirements (such as point size of font, and so forth). The current DSSH can be found on the RMA website at: <http://www.rma.usda.gov/handbooks/24000/index.html> or successor website.

3-10 (Reserved)

PART 2 POLICY INFORMATION

11 Insurability

A. General Information

The AIP is to determine that the insured has complied with all policy provisions of the insurance contract. Crop Provisions which are to be considered in this determination, include (but are not limited to) the following:

B. Insured Crop

The following may not be a complete list of insurability requirements. Refer to the BP, Sugarcane CP, and SP for a complete list.

- (1) The crop insured will be all sugarcane in the county for which a premium rate is provided by the actuarial documents:
 - (a) In which the insured has a share;
 - (b) That is grown for processing for sugar or for seed; and
 - (c) That is not interplanted with another crop, unless allowed by a written agreement.

- (2) In addition to the crop listed as not insured in section 8(b) of the Basic Provisions, the AIP will not insure any sugarcane:
 - (a) That was damaged prior to beginning of the insurance period unless the CP requirements in section 7(b) and 7(d) are met; or
 - (b) That exceeds the age limitations (by variety, if applicable) contained in the SP unless:
 - (i) Such sugarcane constitutes less than 10.0 percent of the acreage in the unit; or
 - (ii) The AIP agrees in writing to insure such acreage. An agreement in writing will not be provided unless the CP requirements in section 7(c) and 7(d) are met.
 - (c) As provided in the CP section 7(b), with respect to any stubble cane acreage damaged before the beginning of the insurance period except that specified in section 5(b)(2)(ii), the AIP will appraise the acreage and notify the insured of any reduction in the yield used to determine the production guarantee or deny insurance no later than 30 days after the beginning of the insurance period.

11 Insurability (Continued)

B. Insured Crop (continued)

- (d) As provided in the CP section 7(c) with respect to stubble cane specified in section 5(b)(2)(ii), the AIP will appraise the acreage and notify the insured of any reduction in the yield used to determine the production guarantee or deny insurance by April 30.
- (e) As provided in the CP section 7(d), if the AIP determines the crop on any acreage specified in section 7(b) or 5(b)(2)(ii) can produce at least 90.0 percent of the yield used to determine the production guarantee, this yield will not be reduced;
 - (i) If the AIP determines the crop on this acreage will not produce this amount, the AIP will reduce the yield used to determine the production guarantee and insure such acreage, provided the insured agrees in writing, to the reduced yield; or
 - (ii) If the AIP determines the crop on this acreage is damaged to the extent it will not produce 50.0 percent of yield used to determine the production guarantee, the AIP will deny insurance on the acreage.

The Stalk Count Appraisal Method is used to make the determination for sugarcane that exceeds the age limitation. See subparagraph 22B.

The Skip Appraisal Method is used to make the determination for sugarcane that was damaged prior to the beginning of the insurance period. See subparagraph 22C.

(3) Insurance attaches:

Use the table below for determining when insurance attaches to plant cane or stubble cane.

Insurance Attaches To:	When- As provided in the CP:
	(a) In addition to the provisions in section 11 of the Basic Provisions,
Plant cane	(1) For plant cane, on the later of the day the AIP accepts the insured's application or at the time of planting;

B. Insured Crop (continued)

Insurance Attaches To (Continued):	When- As provided in the CP (Continued):
Stubble cane	<p>(2) For stubble cane, except as specified in section 7(a)(3), on:</p> <ul style="list-style-type: none"> (i) October 1 for the crop year the insured’s application for insurance is accepted or if the qualifications in section 7(a)(2)(ii) are not met; or (ii) August 1 for any subsequent year provided insurance has been in force continuously with the same AIP since the insured’s application was accepted: <ul style="list-style-type: none"> (A) If the insured has notified the AIP of damage or if AIP determines damage occurred prior to the time the insured submitted an application for increased coverage, the AIP will appraise the damaged acreage no later than 30 days after they receive the insured’s application and: <ul style="list-style-type: none"> (1) Accept the application for increased coverage if the crop can produce at least 90.0 percent of the yield used to determine the production guarantee; (2) Reduce the yield used to determine the production guarantee, provided the insured agrees in writing to the reduced yield; or (3) Deny the insured’s request for increased coverage if section 7(a)(2)(ii)(A)(1) or (2) is not applicable; (B) If the insured canceled the insured policy by the cancellation date, no coverage will be provided and no premium will be due. (3) On April 30 for stubble cane specified in section 5(b)(2)(ii); <ul style="list-style-type: none"> (b) With respect to any stubble cane acreage damaged before the beginning of the insurance period except that specified in section 5(b)(2)(ii), the AIP will appraise the acreage and notify the insured of any reduction in the yield used to determine the production guarantee or deny insurance no later than 30 days after the beginning of the insurance period; (c) With respect to stubble cane specified in section 5(b)(2)(ii), the AIP will appraise the acreage and notify the insured of any reduction in the yield used to determine the production guarantee or deny insurance by April 30; (d) If the AIP determines the crop on any acreage specified in section 7(b) or 5(b)(2)(ii) can produce at least 90.0 percent of the yield used to determine the production guarantee, this yield will not be reduced; <ul style="list-style-type: none"> (1) If the AIP determines the crop on this acreage will not produce this amount, the AIP will reduce the yield used to determine the production guarantee and insure such acreage, provided the insured agrees in writing, to the reduced yield; or (2) If the AIP determines the crop on this acreage is damaged to the extent it will not produce 50.0 percent of yield used to determine the production guarantee, the AIP will deny insurance on the acreage.

11 Insurability (Continued)

C. Notice Requirements (Acres Cut For Seed)

(1) As provided in the CP Section 9(c):

The insured must report the number of acres cut for seed by the acreage reporting date. The insured must include the unit number and the number of acres the insured harvested for seed. If the insured:

- (a) Provides this report, the amount of production included on the insured's production report and used to calculate any indemnity will be determined in accordance with the CP sections 2(c)(1) and 10.
- (b) Does not provide this report, acreage cut for seed will be considered to have been put to another use without AIP consent and the amount of production used to calculate any indemnity will be determined in accordance with section 10(c)(1)(i)(B). The amount of production included on the insured's production report will be determined in accordance with section 2(c)(2).

(2) As provided in the CP sections (2)(c)(1) and 9(c):

Beginning with the 2020 crop year, the insured's production report for 2018 and succeeding years will include the amount of production for acreage that is cut for seed determined by multiplying the number of acres cut for seed by the amount of harvested or appraised production per acre from the remainder of the unit.

D. Unit Division

Refer to the insurance contract for unit provisions. Unless limited by the CP or SP, a basic unit, as defined in the BP, may be divided into optional units if, for each optional unit, all the conditions stated in the applicable provisions are met.

For information on Enterprise units, refer to the LAM.

12-20 (Reserved)

PART 3 APPRAISALS

21 Sugarcane Appraisals

A. General Information

Potential production for all types of inspections will be appraised in accordance with procedures specified in this handbook and the LAM.

B. Selecting Representative Samples For Appraisals

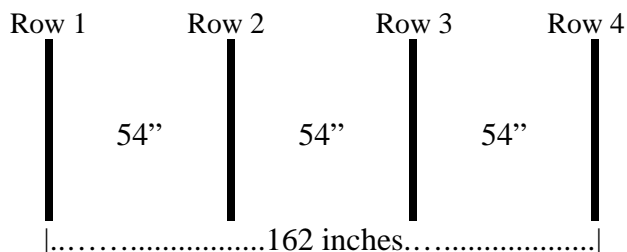
- (1) Determine the minimum number of required samples for a field or subfield by the field size, the average stage of growth, age (size), general capabilities of the plants, and variability of potential production and plant damage within the field or subfield.
- (2) Split the field into subfields when:
 - (a) variable damage causes the crop potential to appear to be significantly different within the same field, or
 - (b) the insured wishes to destroy a portion of a field.
- (3) Appraise each field or subfield separately.
- (4) Take not less than the minimum number (count) of representative samples required in **exhibit 8 TABLE A** (Minimum Representative Sample Requirements) for each field or subfield.

C. Measuring Row Width For Sample Selection

Use these instructions for all appraisal methods that require row width determinations.

- (1) Use a measuring tape marked in inches or convert a tape marked in tenths, to inches, to measure row width (refer to the LAM for conversion table).
- (2) Measure across **THREE OR MORE** row spaces, from the center of the first row to the center of the fourth row (or as many rows as needed), and divide the result by the number of row spaces measured across, to determine an average row width in whole inches.

Example:



21 Sugarcane Appraisals (Continued)

C. Measuring Row Width For Sample Selection (continued)

162 inches ÷ 3 = 54 in. average row width

- (3) Select from **exhibit 8**, Table B, the applicable 1/1000 acre row length for the average row width for each representative sample.

22 Sugarcane Appraisal Methods

A. General Information

These instructions provide information on appraisal methods for sugarcane.

Appraisal Method...	Use...
Stalk Count Method	To determine insurability of damaged sugarcane that exceeds the age limitations (by variety if applicable) as stated on the SP. See subparagraph 22(B).
Skip Method	1. For sugarcane CP claims appraised before the plants are mature. 2. For sugarcane CRE eligibility determinations. 3. To determine insurability of stubble cane damaged before the beginning of the insurance period. See subparagraph 22(C).
Weight Method	For sugarcane CP claims appraised after the plants are mature. See subparagraph 22(D). ***

Refer to diagrams of a sugarcane plant in **exhibit 9**, shoot roots of a young cane plant in **exhibit 10**, and nodes and internodes of a stalk in **exhibit 11**.

B. Stalk Count Method

- (1) As provided in CP Section 5(b)(2), to determine insurability of sugarcane that exceeds the age limitations (by variety, if applicable) contained in the SP, unless
 - (a) Such sugarcane constitutes less than 10.0 percent of the acreage in the unit; or
 - (b) The AIP agrees in writing to insure such acreage. An agreement in writing will not be provided unless the requirements in the CP section 7(d) are met.
- (2) As provided in the CP section 7(d), if the AIP determines the crop on any acreage specified in section 5(b)(2)(ii) can produce at least 90.0 percent of the yield used to determine the production guarantee, this yield will not be reduced;

B. Stalk Count Method (continued)

- (a) If the AIP determines the crop on this acreage will not produce this amount, the AIP will reduce the yield used to determine the production guarantee and insure such acreage, provided the insured agrees in writing, to the reduced yield; or
- (b) If the AIP determines the crop on this acreage is damaged to the extent it will not produce 50.0 percent of yield used to determine the production guarantee, the AIP will deny insurance on the acreage.

(3) Scheduling Appraisal

With respect to stubble cane specified in the CP section 5(b)(2)(ii), the AIP will appraise the acreage and notify the insured of any reduction in the yield used to determine the production guarantee or deny insurance by April 30.

(4) Completing the Stalk Count Appraisal

- (a) Measure a row or combinations of rows comprising the row length required for the row width (refer to exhibit 8, Table B).
- (b) Count the number of stalks (shoots) in each 1/1000 acre representative sample. Refer to sugarcane plant definition in exhibit 2. Also, refer to illustrations in exhibits 9-11.
- (c) Record on the appraisal form (as shown in exhibit 3) the number of stalks (shoots) in each sample and determine the number of stalks (shoots) per-acre.
- (d) Attach a map to the appraisal form, identifying the stubble cane acreage appraised for a stalk count. If a loss occurs, the disposition of the affected areas can be determined from the appraisal form and maps in the insured's policy file folder.
- (e) Explain to the insured, at the time of the appraisal, that they have the option of destroying the acreage before insurance attaches.

C. Skip Method

Use this method for:

- (1) CP claims before the plants are mature.
- (2) CRE eligibility determinations.

C. **Skip Method (continued)**

- (3) As provided in the CP section 5(b)(1) to determine insurability for sugarcane that was damaged prior to beginning of the insurance period unless the requirements in the CP sections 7(b) and 7(d) are met.
- (a) As provided in the CP section 7(b), with respect to any stubble cane acreage damaged before the beginning of the insurance period except that specified in the CP section 5(b)(2)(ii), the AIP will appraise the acreage and notify the insured of any reduction in the yield used to determine the production guarantee or deny insurance no later than 30 days after the beginning of the insurance period.
- (b) As provided in the CP Section 7(d), if the AIP determines the crop on any acreage specified in section 7(b) can produce at least 90.0 percent of the yield used to determine the production guarantee, this yield will not be reduced;
- (i) If AIP determines the crop on this acreage will not produce this amount, the AIP will reduce the yield used to determine the production guarantee and insure such acreage, provided the insured agrees in writing, to the reduced yield; or
- (ii) If the AIP determines the crop on this acreage is damaged to the extent it will not produce 50.0 percent of yield used to determine the production guarantee, the AIP will deny insurance on the acreage.

For CP claims before the plants are mature, delay appraisals, if possible, until plants are mature and use the weight method.

(1) Sampling

- (a) Select the required number of representative samples using the instructions in subparagraph 21B.
- (b) Use a measuring tape marked in tenths or convert a tape marked in inches, to tenths, to measure a row or combinations of rows comprising 100 feet of row.

(2) Defining a Skip

A skip (or blank) is the space between “**live**”¹ plants within the row that exceeds the allowable skip. The allowable skips, by state, are defined as follows:

- (a) 15 inches for Florida and Louisiana
- (b) 36 inches for Texas

¹ “**Live**” plants include primary shoots, secondary shoots, and tertiary shoots that are capable of recovery and can timely contribute raw sugar to the ultimate yield at the time of harvest.

C. **Skip Method (continued)**

(3) Measuring a Skip

- (a) Using a measuring tape marked in inches, measure the total distance between “**live**” plants within the sample row.
- (b) Subtract the allowable skip (e.g., 15 inches for Louisiana and Florida) from the total distance measured between the existing “**live**” plants. The result is the “**net length**” of the skip.

Example: Distance between existing “**live**” plants: 40 inches
Less the allowable skip: 15 inches
“**Net Length**” of the skip: 25 inches

- (c) Compute the combined length of skips by adding the “**net length**” of all skips within the 100-foot sample.
- (d) Convert the results to feet and tenths by dividing by 12 and rounding to the nearest tenth of a foot.

Example: Total net length: 629 inches ÷ 12 = 52.4 ft.

- (e) Record the results for each representative sample in Part I – **Skip Method** column 9 of the appraisal worksheet.
- (4) Calculate the pounds-per-acre appraisal using the instructions in exhibit 4 Part I **Skip Method**.

D. **Weight Method**

Use this method for CP claims after the plants are mature.

(1) Row Width and Sampling

- (a) Select the required number of representative samples using the instructions in subparagraph 21B.
- (b) Use a measuring tape marked in tenths, or convert a tape marked in inches, to tenths, to measure a row or combination of rows comprising 1/1000 acre row length required for the row width (refer to subparagraph 21C).

(2) Preparing Sugarcane to Weigh

- (a) Cut and top **all** the stalks at the height and topping point that a cane harvester would have cut the sugarcane.
- (b) Strip the leaves from each stalk in the sample.

22 Sugarcane Appraisal Methods (Continued)

D. Weight Method (continued)

- (c) Weigh the sample using a scale that weighs in pounds, to tenths (e.g., a Dairy Scale).
- (d) Record the total weight (in pounds, to tenths) for the sample on the appraisal worksheet in Part II - Weight Method. Refer to Column 22 of the appraisal worksheet.
- (3) Calculate the tons per acre appraisal using the instructions in exhibit 4, for the appraisal worksheet in Part II - Weight Method.
- (4) **Exception** to the Weight Method for mature sugarcane:

Apply a “zero” appraisal to any acreage from which the mature sugarcane that, due to an insurable cause of loss, is **NOT ACCEPTED** by the boiling house mill for processing as raw sugar.

23 Appraisal Deviations and Modifications

A. Deviations

Deviations in appraisal methods require FCIC written authorization (as described in the LAM) prior to implementation.

B. Modifications

There are no pre-established modifications contained in this handbook. Refer to the LAM for additional information.

24 Appraisal Worksheet Entries and Completion Procedures

A. Appraisal Worksheet Form Standards

- (1) The entry items in exhibit 3 are the minimum requirements for the Sugarcane Appraisal Worksheet for the **Stalk Count** Method. The entry items in exhibit 4 are the minimum requirements for the Sugarcane Appraisal Worksheet for the **Skip** Appraisal Method and the Weight Appraisal Method. All of these entry items are “Substantive,” (i.e., they are required.)
- (2) Appraisal Worksheet Completion Instructions. The completion instructions for the required entry items on the Appraisal Worksheet in the following subsections are “Substantive,” (i.e., they are required.)

24 Appraisal Worksheet Entries and Completion Procedures (Continued)

A. Appraisal Worksheet Form Standards (continued)

- (3) The Privacy Act and Nondiscrimination statements are required statements that must be printed on the form or provided to the insured as a separate document. These statements are not shown on the example form in this exhibit. The current Privacy Act Statement and Nondiscrimination statement can be found on the RMA website at <http://www.rma.usda.gov/regs/required.html> or successor website.
- (4) Refer to the DSSH for other crop insurance form requirements (e.g., font point size, etc.)

B. General Information For Worksheet Entries And Completion Procedures

- (1) Include the AIP's name in the appraisal worksheet title if not preprinted on the AIP's worksheet or when a worksheet entry is not provided.
- (2) Include the claim number on the appraisal worksheet (when required by the AIP), when a worksheet entry is not provided.
- (3) Separate appraisal worksheets are required for each unit appraised and for each field or subfield. Refer to subparagraph 21B for sampling requirements.

Standard appraisal worksheet items are numbered consecutively in exhibits 3 and 4. Example appraisal worksheets are also provided to illustrate how to complete all entries, except the last three items on the respective appraisal worksheets.

25-30 (Reserved)

PART 4 SUGARCANE CROP REPLACEMENT ENDORSEMENT

31 Sugarcane Crop Replacement Endorsement

A. General Information

- (1) Provided all terms and conditions are met, this endorsement provides a payment for crop replacement when insured plant cane or stubble cane is damaged and the insured replaces the crop or, if the crop is not replaced, the insured destroys any remaining stubble on the damaged acreage.
- (2) Only plant cane and first year stubble cane is insurable, and all such acreage must be insured under this endorsement.
- (3) Any second year or older stubble cane is not insurable under this endorsement, even if such acreage is insured under the terms of the Sugarcane CP.
- (4) The insured may not receive more than one replacement payment on the same acreage under the insured policy for a single crop year.

For example, if the insured received a payment to replace 2018 crop year sugarcane cane under the terms of your 2018 policy, the insured cannot receive a payment to replace 2019 crop year sugarcane on the same acreage under the terms of their 2018 policy.

- (5) If the insured crop is destroyed and not replaced for the current or subsequent crop year, a replacement payment may be made provided the insured certifies in writing that the crop will be replaced on the same acreage within three crop years.
- (6) The replacement payment will be the lesser of the insured actual cost to replace the damaged crop on insured acreage eligible for a replacement payment under this endorsement or the amount determined in Section 8 of the CRE.

In cases where the crop is destroyed and not replaced, actual replacement cost will be the amount shown in the SP.

- (7) All CRE appraisals of potential production are performed using the Skip Appraisal Method.

B. Crop Replacement Forms Standards

- (1) The entry items in exhibit 5 are the minimum requirements for the Sugarcane Crop Replacement Eligibility Worksheet. The entry items in exhibit 6 are the minimum requirements for the Sugarcane Crop Replacement Payment Worksheet. All of these entry items are "Substantive," (i.e., they are required.)

31 Sugarcane Crop Replacement Endorsement (Continued)

B. Crop Replacement Forms Standards (continued)

- (2) Replacement Worksheet Completion Instructions. The completion instructions for the required entry items on the Crop Replacement Eligibility and Payment Worksheets in the following subsections are “Substantive,” (i.e., they are required.)
- (3) The Privacy Act and Nondiscrimination statements are required statements that must be printed on the form or provided to the insured as a separate document. These statements are not shown on the example form in this exhibit. The current Privacy Act Statement and Nondiscrimination statement can be found on the RMA website at <http://www.rma.usda.gov/regs/required.html> or successor website.
- (4) Refer to the DSSH for other crop insurance form requirements (e.g., font point size, etc.)

C. General Information For Worksheet Entries and Completion Procedures

- (1) Include the AIP’s name in the replacement eligibility and payment worksheets title if not preprinted on the AIP’s worksheet or when a worksheet entry is not provided.
- (2) Include the claim number on the replacement eligibility and payment worksheets (when required by the AIP), when a worksheet entry is not provided.
- (3) Separate replacement worksheets are required for each unit considered.

Standard worksheet items are numbered consecutively in exhibits 5 and 6. Example replacement worksheets are also provided to illustrate how to complete all entries, except the last three items on the respective appraisal worksheets.

32-40 (Reserved)

Acronyms and Abbreviations

The following table contains RMA-approved acronyms used in this handbook.

Approved Acronym	Term
AIP	Approved Insurance Provider
APH	Actual Production History
BP	Common Crop Insurance Policy Basic Provisions
CAT	Catastrophic Risk Protection Endorsement
CIH	FCIC-18010 Crop Insurance Handbook
CLU	FSA Common Land Unit
CP	Crop Provisions
CRE	Crop Replacement Endorsement
DSSH	FCIC-24040 Document and Supplemental Standards Handbook
FCIC	Federal Crop Insurance Corporation
FDA	Food and Drug Administration
FSA	USDA Farm Service Agency
GPS	Global Positioning Satellite
GSH	General Standards Handbook, FCIC-18190
LAM	FCIC-25010 Loss Adjustment Manual
PASD	Product Administration and Standards Division
RMA	USDA Risk Management Agency
RMSD	Risk Management Services Division
SP	Special Provisions of Insurance
USDA	United States Department of Agriculture

Definitions

Harvest - Cutting and removing the mature sugarcane from the field.

Mature Sugarcane - Growth has slowed and the sucrose content has reached levels that local boiler mills will accept for processing.

Plant cane - The insured crop which grows from sugarcane stalks or sections of sugarcane stalks planted for harvest in one crop growing cycle from the time of planting.

Raw Sugar - Raw sugar is a tan to brown coarse granulated solid obtained upon evaporation of clarified sugarcane juice at the boiling house mill. Raw sugar is either stored or shipped to a refinery for processing as refined sugar.

Seed - Sugarcane stalks or sections of sugarcane stalks (commonly referred to as billets) planted to produce sugarcane.

Stubble Cane - The insured crop which grows from **underground nodes** of sugarcane that was harvested the previous crop year.

Sugarcane - The grass, *Saccharum officinarum*, that is grown to produce sugar. Sugarcane is a tall, thick-stemmed, perennial grass that stores sugar in the stem. Products extracted from sugarcane at the boiling house mill are raw sugar, massecuite (molasses), bagasse (a source of fuel that may be used to power the sugar mill), and water. The average stalk has 30 teaspoons sugar (sucrose) 6 teaspoons molasses, 1-quart water, and 6 ounces fiber (bagasse).

Sugarcane Plant - A plant also referred to as a stool, ratoon, or cluster and consists of the primary, or original shoot, and the secondary and tertiary shoots. The primary shoot develops from a single node (“bud” or “eye”) on the mother stalk or seed piece. The secondary shoot develops from the buds on the underground part of the stalk. A tertiary shoot may also originate from a secondary shoot.

Forms Standards - **Stalk Count** Method**Worksheet Entries And Completion Information**

Verify or make the following entries:

Element/ Item Number	Standard
STALK COUNT METHOD	
Use to determine insurability of sugarcane.	
Company:	Name of AIP, if not preprinted on the worksheet (company name).
1. Insured's Name:	Name of the insured that identifies EXACTLY the person (legal entity) to whom the policy is issued.
2. Policy No.:	Insured's assigned policy number.
3. Claim No:	Claim number as assigned by the AIP.
4. Unit No.:	Unit number from the Summary of Coverage after it is verified to be correct.
5. Crop Year:	Four-digit crop year, as defined in the policy, for which the claim is filed.
6. Field No.:	Draw a line horizontally dividing the box in half. Enter the Field No. or subfield identification symbol that identifies the field appraised in the top half. In the bottom half, indicate if the appraised acreage is 1 st , 2 nd , or 3 rd , etc., year stubble cane.
7. Row Width:	The Row Width (average space in inches). Refer to Table B, Row Width For Sample Selections, for the row-length sample requirements according to row width.
8. Variety Number:	Record the sugarcane Variety Number that is being appraised.
9. Acres:	Number of determined acres to hundredths in the field or subfield of the unit.
10. APH Yield:	Record the approved APH Yield from the APH form for the field or subfield.
11. Each Block Equals Number of Stalks in 1/1000 Acre:	Enter, in each block, the Number of Stalks in 1/1000 Acre counted from each representative sample.
12. Total of All Samples:	Determine the Total of All Samples by adding the Number of Stalks in 1/1000 Acre (column 11) from all samples.
13. Number of Samples:	Enter the Number of Samples taken by counting the blocks with entries in (column 11).

Forms Standards - **Stalk Count** Method (Continued)

Element/ Item Number	Standard
14. Average Number of Stalks:	Results of dividing Total of All Samples (column 12) by Number of Samples (column 13), rounded to nearest tenth.
15. Constant Factor:	Enter the Constant Factor of 1000.
16. Stalks Per Acre:	Result of multiplying Average Number of Stalks (column 14) times Constant Factor (column 15).
17. Average Stalk Weight:	Enter the Average Stalk Weight factor of 2. If the factor of 2 is not accurate for your state, consult the RMA Regional Office for the appropriate Average Stalk Weight factor.
18. Sugar Conversion Factor Per Ton:	Enter Sugar Conversion Factor of .085 unless specified differently on the Special Provisions. If taken from the Special Provisions, convert factor to three decimal figure.
19. Appraised Yield:	Result of multiplying Stalks Per Acre (column 16) times Average Stalk Weight (column 17) times Sugar Conversion Factor Per Ton (column 18), in whole pounds.
Compare the Appraised Yield for each field or subfield to the APH yield. If the appraised yield is above or equal to the APH yield, the acreage is insurable.	
20. Narrative:	Document insurability determination decisions.
21. Adjuster's Signature, Code Number, Date:	Signature of adjuster, code number, and date signed after the insured (or insured's authorized representative) has signed. If the appraisal is performed prior to signature date, document the date of appraisal in the Narrative section of the Appraisal Worksheet (if available); otherwise, document the appraisal date in the Narrative of the Production Worksheet.
22. Insured's Signature and Date:	Insured's (or insured's authorized representative's) signature and date. BEFORE obtaining insured's signature, REVIEW ALL ENTRIES on the Appraisal Worksheet WITH THE INSURED (or insured's authorized representative), particularly explaining codes, etc., which may not be readily understood.
23. Page:	Page numbers- (Example: Page 1 of 1, Page 1 of 2, Page 2 of 2, etc.).

Forms Standards - **Stalk Count** Method (Continued)

Example: Insurability Determination

COMPANY: ANY COMPANY

FOR ILLUSTRATION PURPOSES ONLY APPRAISAL WORKSHEET SUGARCANE					1 INSURED'S NAME I. M. INSURED					2 POLICY NO. XXXXXXXX					3 CLAIM NO. XXXXXX					4 UNIT NO. XXXXXXXXXXXX					5 CROP YEAR YYYY				
STALK COUNT METHOD																													
6	7	8	9	10	11					12	13	14	15	16	17	18	19												
FIELD NO.	ROW WIDTH	VARIETY NUMBER	ACRES	APH YIELD	EACH BLOCK EQUALS NUMBER OF STALKS IN 1/1000 ACRE					TOTAL OF ALL SAMPLES	NUMBER OF SAMPLES	AVERAGE NUMBER OF STALKS	CONSTANT FACTOR	STALKS PER ACRE	AVERAGE STALK WEIGHT	SUGAR CONVERSION FACTOR PER TON	APPRAISED YIELD												
A	72	LCP-85-384	80.00	5630	22	45	28	37	36	168	5	33.6	1000	33,600	2	.085	5712												
										=	÷	=	x	=	x	x	=												
										=	÷	=	x	=	x	x	=												
										=	÷	=	x	=	x	x	=												
										=	÷	=	x	=	x	x	=												
										=	÷	=	x	=	x	x	=												
										=	÷	=	x	=	x	x	=												
20 NARRATIVE																													
Appraised yield of Field A is greater than APH yield. Therefore, acreage of Field A is insurable.																													

Forms Standards – Stalk Count Method (Continued)

Example: Insurability Determination

COMPANY: ANY COMPANY

FOR ILLUSTRATION PURPOSES ONLY APPRAISAL WORKSHEET SUGARCANE					1 INSURED'S NAME I. M. INSURED					2 POLICY NO. XXXXXXX					3 CLAIM NO. XXXXXX					4 UNIT NO. XXXXXXXXXXXX					5 CROP YEAR YYYY				
STALK COUNT METHOD																													
6	7	8	9	10	11					12	13	14	15	16	17	18	19												
FIELD NO.	ROW WIDTH	VARIETY NUMBER	ACRES	APH YIELD	EACH BLOCK EQUALS NUMBER OF STALKS IN 1/1000 ACRE					TOTAL OF ALL SAMPLES	NUMBER OF SAMPLES	AVERAGE NUMBER OF STALKS	CONSTANT FACTOR	STALKS PER ACRE	AVERAGE STALK WEIGHT	SUGAR CONVERSION FACTOR PER TON	APPRAISED YIELD												
B	72	LCP-85-384	80.00	5630	36	24	28	31	22	= 141	÷ 5	= 28.2	x 1000	= 28,200	x 2	x .085	= 4794												
										=	÷	=	x	=	x	x	=												
										=	÷	=	x	=	x	x	=												
										=	÷	=	x	=	x	x	=												
										=	÷	=	x	=	x	x	=												
										=	÷	=	x	=	x	x	=												
										=	÷	=	x	=	x	x	=												
20 NARRATIVE																													
Appraised yield of Field B is less than APH yield. Acreage of Field B is not insurable.																													

Forms Standards - **Skip** and Weight Method

Worksheet Entries And Completion Information

Complete HEADING items 1 through 5 for Part I and Part II.

Verify or make the following entries:

Element/ Item Number	Standard
Company:	Name of AIP, if not preprinted on the worksheet (company name).
1. Insured's Name:	Name of the insured that identifies EXACTLY the person (legal entity) to whom the policy is issued.
2. Policy No.:	Insured's assigned policy number.
3. Claim No.:	Claim number as assigned by the AIP.
4. Unit No.:	Unit number from the Summary of Coverage after it is verified to be correct.
5. Crop Year:	Four-digit crop year, as defined in the policy for which the claim has been filed.
PART I – Skip METHOD	
Use BEFORE sugarcane has reached maturity.	
6. Field Id.:	The field number or subfield identification symbol that identifies the field appraised.
7. Acres:	Number of determined acres, to hundredths , in the field or subfield being appraised.
8. Variety No.:	Record the sugarcane Variety Number.
9. Combined Skip Length From Each Sample (Sample = 100 Feet):	Record the Combined Length of Skips (in feet, to tenths) of ALL skips for each representative sample.
10. Total Skip Length:	Add the Combined Length of Skips (column 9) for ALL representative samples to determine the Total Skip Length (in feet, to tenths).
11. No. of Samples:	Record the Number of Samples taken.
12. Avg. Skip Length:	Divide Total Skip Length (column 10) by the Number of Samples (column 11) to determine the Average Skip Length, rounded to the nearest tenth
13. Row Length:	100 is the representative sample length pre-printed on appraisal worksheet.
14. Avg. Skip Length:	Result of transferring Average Skip Length (column 12).
15. Percent Stand:	Result of subtracting Average Skip Length (column 14) from Row Length (column 13); divide by 100 and round to 3-decimal figure.

Forms Standards - **Skip** and Weight Method (Continued)

Element/ Item Number	Standard
16. APH Yield:	Record the approved APH Yield from the APH form for the field or subfield.
17. Pounds Per Acre:	Multiply the Average Percent Remaining (column 15) by the APH Yield (column 16); record result in whole pounds.
PART II - WEIGHT METHOD	
Use AFTER sugarcane has reached maturity and for sugarcane “cut for seed.”	
Element/Item Number	Information Required
18. Field Id.:	The Field Number or subfield identification symbol that identifies the field appraised.
19. Row Width:	The Row Width (average space in inches). Refer to subparagraph 21(C) for the row-length sample requirements according to row width.
20. Acres:	Number of determined acres, to hundredths , in the field or subfield being appraised.
21. Variety No.:	Record the sugarcane Variety Number that is being appraised.
22. Weight of Mature Sugarcane in Each Block Equals One Sample (1/1000 Fraction of Acre Sample):	Enter the Total Wgt. Per Sample, rounded to tenths. Refer to subparagraph 22(D) for additional instructions.
23. Total Weight of All Samples:	Determine the total weight of ALL samples (in pounds, to tenths) by adding the entries in Total Weight Per Sample (column 22).
24. No. of Samples:	Total number of samples in (column 22).
25. Avg. Weight Per Sample:	Result of dividing Total Weight of All Samples (column 23) by Number of Samples (column 24), rounded to tenths.
26. Factor:	Constant Factor of two (2), used to convert pounds to tons.
27. Tons Per Acre:	Result of dividing Average Weight Per Sample (column 25) by the constant Factor (column 26), rounded to tenths.
28. Sugar Percent:	<p>Sugar-content percentage (converted to a 3-place decimal factor) obtained from:</p> <ol style="list-style-type: none"> (1) a field sample, determined by the boiling house mill¹; or (2) comparable harvested acreage from the same field prior to the date the insured damage occurred; or (3) the actuarial documents, if a sugar-content factor determination from (1) or (2) above is not available. <p>¹When the <u>final</u> liquidation factor is issued by the mill, it may be used to determine the final records of sugar production.</p>

Forms Standards - **Skip** and Weight Method (Continued)

Element/ Item Number	Standard
29. Conv. Factor:	Conversion factor of 2000 pre-printed on worksheet.
30. Pounds Per Acre:	<p>Calculate the per-acre appraisal in whole pounds of raw sugar by multiplying Tons Per Acre (column 27) by Sugar-Content Percentage (column 28) by Conversion Factor (column 29).</p> <p>Calculation Formula: Tons Per Acre (column 27) X Sugar-Content Percentage or Percent-of-Sugar ((column 28)—(1), (2), or (3) above) X 2000 = Potential in Pounds of Raw Sugar.</p> <p>Example: 7.6 Tons X .085 Sugar % X 2000 = 1292 lbs.</p>
31. Narrative:	<p>Document calculations in the Narrative of the appraisal worksheet.</p> <p>*Refer to Claim Form Entries and Completion Information, Appraised Potential (exhibit 7 column 31) and (exhibit 7 Narrative item d) for the Narrative documentation requirements for sugar content percentage or percent-of-sugar content.</p>
32. Adjuster's Signature, Code No., and Date:	Signature of adjuster, code number, and date signed after the insured (or insured's authorized representative) has signed. If the appraisal is performed prior to signature date, document the date of appraisal in the Remarks section of the Appraisal Worksheet (if available); otherwise, document the appraisal date in the Narrative of the Production Worksheet.
33. Insured's Signature and Date:	[Insured's (or insured's authorized representative's) signature and date. BEFORE obtaining insured's signature, REVIEW ALL ENTRIES on the Appraisal Worksheet WITH THE INSURED (or insured's authorized representative), particularly explaining codes, etc., which may not be readily understood.
34. Page Number:	Page numbers - (Example: Page 1 of 1, Page 1 of 2, Page 2 of 2, etc.

Forms Standards - Skip and Weight Method (Continued)

Example: Before sugarcane has reached maturity.

COMPANY: ANY COMPANY

OR ILLUSTRATION PURPOSES ONLY SUGARCANE APPRAISAL WORKSHEET	1. Insured's Name I. M. Insured	2. Policy No. XXXXXXX	3. Claim No. XXXXXX	4. Unit No. XXXXXXXXXX 00100	5. Crop Year YYYY
---	------------------------------------	--------------------------	------------------------	------------------------------------	----------------------

Part I SKIP METHOD																
6. Field Id.	7. Acres	8. Variety No.	9. Combined Skip Length From Each Sample (Sample = 100 Feet)					10. Total Skip	11. No. of Samples	12. Avg. Skip Length	13. Row Length	14. Avg. Skip	15. Percent Stand	16. APH Yield	17. Pounds Per Acre	
A	120.00	LCP-85-384	72.4	62.0	89.5	65.2	70.1	62.9	422.1	6	70.4	100	70.4	.296	6630	1962
									=	÷	=				x	=
									=	÷	=				x	=
									=	÷	=				x	=
									=	÷	=				x	=
									=	÷	=				x	=

Part II WEIGHT METHOD (After Sugarcane Has Reached Maturity)																
18. Field Id.	19. Row Width	20. Acres	21. Variety No.	22. Weight Of Mature Sugarcane In Each Block Equals One Sample (1/1000 Fraction of Acre Sample)					23. Total Weight of All Samples	24. No. of Samples	25. Avg. Weight Per Sample	26. Factor	27. Tons Per Acre	28. Sugar Percent	29. Conv. Factor	30. Pounds Per Acre
				Total Weight Per Sampl							2				2000	
				Total Weight Per Sampl					=	÷	=	2		x	x	2000
				Total Weight Per Sampl					=	÷	=	2		x	x	2000
				Total Weight Per Sampl					=	÷	=	2		x	x	2000
				Total Weight Per Sampl					=	÷	=	2		x	x	2000

31. NARRATIVE (If more space is needed, attach a Special Report)

Forms Standards - Skip and Weight Method (Continued)

Example: After sugarcane has reached maturity.

COMPANY: ANY COMPANY

OR ILLUSTRATION PURPOSES ONLY SUGARCANE APPRAISAL WORKSHEET	1. Insured's Name I. M. Insured	2. Policy NO. XXXXXXX	3. Claim NO. XXXXXX	4. Unit NO. XXXXXXXXXXXX	5. Crop Year YYYY
---	------------------------------------	--------------------------	------------------------	-----------------------------	----------------------

Part I SKIP METHOD

6. Field Id.	7. Acres	8. Variety No.	9. Combined Skip Length From Each Sample (Sample = 100 Feet)						10. Total Skip	11. No. of Samples	12. Avg. Skip Length	13. Row Length	14. Avg. Skip	15. Percent Stand	16. APH Yield	17. Pounds Per Acre
												100				
									=	÷	=	100			X	=
									=	÷	=	100			X	=
									=	÷	=	100			X	=
									=	÷	=	100			X	=

Part II WEIGHT METHOD (After Sugarcane Has Reached Maturity)

18. Field Id.	19. Row Width	20. Acres	21. Variety No.	22. Weight Of Mature Sugarcane In Each Block Equals One Sample (1/1000 Fraction of Acre Sample)						23. Total Weight of All Samples	24. No. of Samples	25. Avg. Weight Per Sample	26. Factor	27. Tons Per Acre	28. Sugar Percent	29. Conv. Factor	30. Pounds Per Acre	
B	72	95.00	LCP-85-384	Total Weight Per Sampl	14.1	15.7	13.6	16.2	16.9	13.8	90.3	6	15.1	2	7.6	.085	2000	1292
				Total Weight Per Sampl							=	÷	=	2			X	2000
				Total Weight Per Sampl							=	÷	=	2			X	2000
				Total Weight Per Sampl							=	÷	=	2			X	2000

31. NARRATIVE (If more space is needed, attach a Special Report)

Forms Standards - Sugarcane Crop Replacement Eligibility Worksheet

The Sugarcane Crop Replacement Eligibility Worksheet is completed by the loss adjuster to determine eligibility for a crop replacement payment. If the response to item 18 is “Yes” then complete the Crop Replacement Payment Worksheet,” otherwise, the insured is not eligible for a crop replacement payment.

Verify or make the following entries:

Element/Item Number	Standard
Company:	Name of AIP, if not preprinted on the worksheet (company name).
1. Insured's Name:	Name of the insured that identifies EXACTLY the person (legal entity) to whom the policy is issued.
2. Policy No.:	Insured’s assigned policy number.
3. Claim No.:	Claim number as assigned by the AIP.
4. Unit No.:	Unit number from the Summary of Coverage after it is verified to be correct.
5. Crop Year:	Four-digit crop year, as defined in the policy, for which the claim is filed.
6. Crop Code/Name:	Crop Code and Name
7. Total Acres of Plant and 1 st Stubble Cane Eligible Under This Endorsement:	Record Acres to hundredths. Only enter acreage for field or subfields that meet the requirement of items 11 – 15.
8. Total Acres of Plant and 1 st Stubble Cane To Be Replaced or Destroyed and Not Replaced:	Record Acres to hundredths.
9. Percentage of Plant and 1 st Stubble Cane To Be Replaced or Destroyed and Not Replaced:	Result of dividing “Total Acres of Plant and 1 st Stubble Cane Replaced or Destroyed and Not Replaced” (item 8) by “Total Acres of Plant and 1 st Stubble Cane Eligible Under This Endorsement” (item 7) shown as a percentage.
10-18.	Respond either “Yes” or “No” to questions 10 through 18.
The following items are not illustrated on the example below.	
19. Adjuster’s Signature, Code No., and Date:	Signature of adjuster, code number, and date signed after the insured (or insured’s authorized representative) has signed. If the appraisal is performed prior to signature date, document the date of appraisal in the Remarks section of the Worksheet (if available); otherwise, document the appraisal date in the Narrative of the Production Worksheet.
20. Insured’s Signature and Date:	Insured’s (or insured’s authorized representative’s) signature and date. BEFORE obtaining insured’s signature, REVIEW ALL ENTRIES on the Worksheet WITH THE INSURED (or insured’s authorized representative), particularly explaining codes, etc., which may not be readily understood.
21. Page Number:	Page numbers - (Example: Page 1 of 1, Page 1 of 2, Page 2 of 2, etc.

Forms Standards - Sugarcane Crop Replacement Eligibility Worksheet (Continued)

Example Sugarcane Crop Replacement Eligibility Worksheet

Sugarcane Crop Replacement Eligibility Worksheet			
1. Insured Name I M Insured		2. Policy No. XXXXXXXX	3. Claim No. XXXXXXXX
4. Unit No. 00001-0001	5. Crop Year 2018	6. Crop Code/Name 0038 Sugarcane	
7. Total unit acres, to hundredths, of plant and 1 st stubble cane eligible under this endorsement.		500.00	
8. Total acres, to hundredths, of plant and 1 st stubble cane to be replaced or destroyed and not replaced. Only enter acreage for field or subfields that meet the requirements of items 10 – 16 below.		240.00	
9. Percentage of plant and 1 st stubble Cane to be replaced or destroyed and not replaced.		48%	
For Items 10 through 17 below record either “Yes” or “No”			
10. Is the crop acreage that is replaced or destroyed and not replaced at least the lesser of 20.00 acres (Item 8) or 20.0 percent (Item 9) of the insured acreage in the unit? For this calculation, include only the acreage in the unit that is insured under this endorsement.		Yes	
11. Was the sugarcane acreage insured under this endorsement damaged within the CRE insurance period by an insured cause of loss specified in Section 8 of the Sugarcane CP?		Yes	
12. Is the appraised potential production from the damaged crop acreage less than 50.0 percent of the yield used to determine the production guarantee? (Use Skip Appraisal Method)		Yes	
13. Did the insured destroy any remaining crop on the damaged acreage?		Yes	
14. Did the insured replace the crop in the same insured acreage for the current crop year; or, if the insured crop is destroyed and not replaced for the current crop year, did the insured certify in writing that the crop will be replaced in the same acreage within three crop years?		Yes	
15. Did the AIP give the insured consent to replace or destroy the damaged crop?		Yes	
16. Upon request by the AIP, did the insured provide records or documents such as farm maps that indicate the location and number of acres of plant cane and first year stubble cane in the unit?		Yes	
17. Did the insured provide acceptable documentation of their actual cost to replace the damaged crop, if replaced, on insured acreage eligible for a replacement payment under this endorsement?		Yes	
18. Is the insured eligible for a crop replacement payment “Yes” or “No”? If the response to ALL items (10 through 17) is “Yes” the insured is eligible for a crop replacement payment.		Yes	

Forms Standards - Sugarcane Crop Replacement Payment Worksheet

The Sugarcane Crop Replacement Payment Worksheet is completed by the loss adjuster if the response to item 18 of the “Crop Replacement Eligibility Worksheet is “Yes”. If the response to item 18 of the “Crop Replacement Payment Worksheet is “No” the producer is not eligible for a crop replacement payment.

Verify or make the following entries:

Use to determine the pounds of sugar per acre considered for the replacement payment.

Element/Item Number	Standard
Company:	Name of AIP, if not preprinted on the worksheet (company name).
1. Insured's Name:	Name of the insured that identifies EXACTLY the person (legal entity) to whom the policy is issued.
2. Policy No.:	Insured's assigned policy number.
3. Claim No:	Claim number as assigned by the AIP.
4. Unit No.:	Unit number from the Summary of Coverage after it is verified to be correct.
5. Crop Year:	Four-digit crop year, as defined in the policy, for which the claim is filed.
6. Crop Code/Name:	Crop Code and Name.
7. Base Payment Rate:	Record the Base Payment Rate as provided in the SP.
8. Coverage Level:	Record the insured coverage level.
9. Price Election:	Record Price Election.
10. Share:	Record insured share to four decimal places.
11. Field ID:	Field Number or subfield identification symbol that identifies the field or subfield of plant cane that qualifies for a replacement payment for the current crop year.
12. Acres:	For the Field ID, record the plant cane acres replaced, to hundredths, that qualify for a replacement payment for the current crop year.
13. Field ID:	Field Number or subfield identification symbol that identifies the field or subfield of 1 st stubble cane that qualifies for a replacement payment for the current crop year.
14. Acres:	For the Field ID, record the 1 st stubble acres replaced, to hundredths, that qualify for a replacement payment for the current crop year.
15. Field ID:	Field Number or subfield identification symbol that identifies the field or subfield of plant cane that qualifies for a replacement payment for the subsequent crop year.
16. Acres:	For the Field ID, record the plant cane acres replaced, to hundredths, that qualify for a replacement payment for the subsequent crop year.
17. Field ID:	Field Number or subfield identification symbol that identifies the field or subfield of 1 st stubble cane that qualifies for a replacement payment for the subsequent crop year.
18. Acres:	For the Field ID, record the 1 st stubble acres replaced, to hundredths, that qualify for a replacement payment for the subsequent crop year.
19. Field ID:	Field Number or subfield identification symbol that identifies the field or subfield of plant cane that qualifies for a replacement payment; however, not replaced for current or subsequent crop year, destroyed.
20. Acres:	For the Field ID, record the plant cane acres, to hundredths, that qualify for a replacement payment; not replaced for current or subsequent crop year, destroyed.

Forms Standards - Sugarcane Crop Replacement Payment Worksheet (Continued)

Element/Item Number	Standard
21. Field ID:	Field Number or subfield identification symbol that identifies the field or subfield of 1 st stubble cane that qualifies for a replacement payment; however, not replaced for current or subsequent crop year, destroyed.
22. Acres:	For the Field ID, record the 1 st stubble cane acres, to hundredths, that qualify for a replacement payment; however, not replaced for current or subsequent crop year, destroyed.
23. Acres Total:	Total the plant cane acres, to hundredths, in item 12, replaced for the current crop year.
24. Acres Total:	Total the 1 st stubble cane acres, to hundredths, in item 14, replaced for the current crop year.
25. Acres Total:	Total the plant cane acres, to hundredths, in item 16, replaced for subsequent crop year.
26. Acres Total:	Total the 1 st stubble cane acres, to hundredths, in item 18, replaced for the subsequent crop year.
27. Acres Total:	Total the plant cane acres, to hundredths, in item 20, qualifying for replacement; however, not replaced for current or subsequent crop year, destroyed.
28. Acres Total:	Total the 1 st stubble cane acres, to hundredths, in item 22, qualifying for replacement; however, not replaced for current or subsequent crop year, destroyed.
29. Factor:	Record the Factor for plant cane replaced for the current crop year.
30. Factor:	Record the Factor for 1 st Stubble cane replaced for the current crop year.
31. Factor:	Record the Factor for plant cane replaced for the subsequent crop year.
32. Factor:	Record the Factor for 1 st stubble cane replaced for the subsequent crop year.
33. Factor:	Record the Factor for plant cane not replaced for current or subsequent crop year, destroyed.
34. Factor:	Record the Factor for 1 st stubble cane not replaced for current or subsequent crop year, destroyed.
35. Dollar Value:	Result of multiplying the Base Payment Rate (Item 7) times the Coverage Level (Item 8) times Insured Share (Item 10) times the Acres Total (item 23) times the Factor (item 29) rounded to whole dollars.
36. Dollar Value:	Result of multiplying the Base Payment Rate (Item 7) times the Coverage Level (Item 8) times Insured Share (Item 10) times the Acres Total (item 24) times the Factor (item 30) rounded to whole dollars.
37. Dollar Value:	Result of multiplying the Base Payment Rate (Item 7) times the Coverage Level (Item 8) times Insured Share (Item 10) times the Acres Total (item 25) times the Factor (item 31) rounded to whole dollars.
38. Dollar Value:	Result of multiplying the Base Payment Rate (Item 7) times the Coverage Level (Item 8) times Insured Share (Item 10) times the Acres Total (item 26) times the Factor (item 32) rounded to whole dollars.
39. Dollar Value:	Result of multiplying the Base Payment Rate (Item 7) times the Coverage Level (Item 8) times Insured Share (Item 10) times the Acres Total (item 27) times the Factor (item 33) rounded to whole dollars.
40. Dollar Value:	Result of multiplying the Base Payment Rate (Item 7) times the Coverage Level (Item 8) times Insured Share (Item 10) times the Acres Total (item 28) times the Factor (item 34) rounded to whole dollars.

Forms Standards – Sugar Crop Replacement Payment Worksheet (Continued)

Element/Item Number	Standard
41. Actual Cost:	Record the insureds actual cost, rounded to whole dollars, to replace the damaged plant cane crop replaced for the current crop year. Document the costs on a Special Report.
42. Actual Cost:	Record the insureds actual cost, rounded to whole dollars, to replace the damaged 1 st stubble crop replaced for the current crop year. Document the costs on a Special Report.
43. Actual Cost:	Record the insureds actual cost, rounded to whole dollars, to replace the damaged plant cane crop replaced for the subsequent crop year. Document the costs on a Special Report.
44. Actual Cost:	Record the insureds actual cost, rounded to whole dollars, to replace the damaged plant cane crop to be replaced for the subsequent crop year. Document the costs on a Special Report.
45. Actual Cost:	For sugarcane not replaced for current or subsequent crop year, destroyed, the result of multiplying the amount determined from the SP times the Total Acres (Item 27), rounded to whole dollars. Document the costs on a Special Report.
46. Actual Cost:	For sugarcane not replaced for current or subsequent crop year, destroyed, the result of multiplying the amount determined from the SP times the Total Acres (Item 28), rounded to whole dollars. Document the costs on a Special Report.
47. Pounds	The result of dividing the lower of the Dollar Value (Item 41) or Actual Costs (Item 47) by the Price Election (Item 9), rounded to whole pounds, for plant cane replaced for the current crop year. This result is transferred to item 34 of the Production Worksheet.
48. Pounds	The result of dividing the lower of the Dollar Value (Item 42) or Actual Costs (Item 48) by the Price Election (Item 9), rounded to whole pounds, for 1 st stubble cane replaced for the current crop year. This result is transferred to item 34 of the Production Worksheet.
49. Pounds	The result of dividing the lower of the Dollar Value (Item 43) or Actual Costs (Item 49) by the Price Election (Item 9), rounded to whole pounds, for plant cane replaced for the subsequent crop year. This result is transferred to item 34 of the Production Worksheet.
50. Pounds	The result of dividing the lower of the Total Value (Item 44) or Actual Costs (Item 50) by the Price Election (Item 9), rounded to whole pounds, for 1 st stubble cane replaced for the subsequent crop year. This result is transferred to item 34 of the Production Worksheet.
51. Pounds	The result of dividing the lower of the Dollar Value (Item 45) or Actual Costs (Item 51) by the Price Election (Item 9), rounded to whole pounds, for plant cane not replaced for current or subsequent crop year, destroyed. This result is transferred to item 34 of the Production Worksheet.
52. Pounds	The result of dividing the lower of the Total Value (Item 46) or Actual Costs (Item 52) by the Price Election (Item 9), rounded to whole pounds, for 1 st stubble cane not replaced for current or subsequent crop year, destroyed. This result is transferred to item 34 of the Production Worksheet.
53. Total Acres Replaced:	The result of totaling Total Acres in Items 23, 24, 25, 26, 27, and 28 to hundredths. This value should match the number of acres from Item 8 of the Sugarcane Crop Replacement Eligibility Worksheet.

Forms Standards - Production Worksheet

CLAIM FORM ENTRIES AND COMPLETION PROCEDURES**A. Claim Form Standards**

- (1) The entry items in exhibit 7 are the minimum Claim Form (hereafter referred to as “Production Worksheet”) requirements. All of these entry items are considered “Substantive,” (i.e., they are required.)
- (2) Production Worksheet Completion Instructions. The completion instructions for the required entry items on the Production Worksheet in the following subsections are “Substantive,” (i.e., they are required.)
- (3) The Privacy Act and Nondiscrimination statements are required statements that must be printed on the form or provided as a separate document. These statements are not shown in the example form in this exhibit. The current Privacy Act Statement and Nondiscrimination statement can be found on the RMA website at <http://www.rma.usda.gov/regs/required.html> or successor website.
- (4) The following certification statement must be included on the form directly above the insured’s signature block.

“I understand the certified information on this Production Worksheet will be used to determine my loss, if any, to the above unit. The approved insurance provider may audit and approve this information and supporting documentation. The Federal Crop Insurance Corporation, an agency of the United States, subsidizes and reinsures this crop insurance.”

- (5) Refer to the DSSH for other crop insurance form requirements (e.g., point size of font, etc.)

B. General Information For Worksheet Entries And Completion Procedures

- (1) The Production Worksheet is a progressive form containing all notices of damage for all preliminary and final inspections on a unit.
- (2) If a Production Worksheet has been prepared on a prior inspection, verify each entry and enter additional information as needed. If a change or correction is necessary, strike out all entries on the line and re-enter correct entries on a new line. The adjuster and insured should initial any line deletions.
- (3) Refer to the LAM for instructions regarding the following:
 - (a) Acreage report errors.

Forms Standards - Production Worksheet (Continued)

- (b) Delayed notices and delayed claims.
 - (c) Corrected claims or fire losses (double coverage) and cases involving uninsured causes of loss, unusual situations, controversial claims, concealment, or misrepresentation.
 - (d) Claims involving a Certification Form (when all the acreage on the unit has been appraised to be put to another use or other reasons described in the LAM).
 - (e) “No Indemnity Due” claims (which must be verified by an APPRAISAL or NOTIFICATION from the insured that the production exceeded the guarantee).
- (4) The adjuster is responsible for determining if any of the insured’s requirements under the notice and claim provisions of the policy have not been met. If they have not, the adjuster should contact the AIP.
- (5) Instructions labeled “**PRELIMINARY**” apply to preliminary inspections only. Instructions labeled “**FINAL**” apply to final inspections only. **Instructions labeled “CRE” apply to all Crop Replacement Endorsement determinations.** Instructions not labeled apply to ALL inspections.

C. FORM ENTRIES AND COMPLETION INFORMATION

Verify or make the following entries:

Element/Item Number	Standard
1. Crop Code #:	“Sugarcane” (0038).
2. Unit #:	Unit number from the Summary of Coverage after it is verified to be correct.
3. Location Description:	Land location that identifies the legal description, if available, and the location of the unit (e.g., section, township, and range; FSA Farm Serial Numbers; FSA Common Land Units (CLU) and tract numbers; GPS identifications; or Grid identifications) as applicable for the crop.
4. Date(s) of Damage:	<p>First three letters of the month(s) during which the determined insured damage occurred for the inspection and cause(s) of loss listed in item 5 below. For progressive damage, enter in chronological order the month that identifies when the majority of the insured damage occurred. Include the SPECIFIC DATE where applicable as in the case of hail damage (e.g., Aug 11). Enter additional dates of damage in the extra spaces, as needed. If more space is needed, document the additional dates of damage in the Narrative (or on a Special Report). Refer to the illustration in item 6 below.</p> <p>If there is no insurable cause of loss, and a no indemnity due claim will be completed, MAKE NO ENTRY.</p>

Forms Standards - Production Worksheet (Continued)

Element/ Item Number	Standard																		
5. Cause(s) of Damage:	Name of the determined insured cause(s) of damage for this crop as listed in the LAM for the date of damage listed in item 4 above for this inspection. If it is evident that no indemnity is due, enter “NO INDEMNITY DUE.” If the claim is denied, enter “DC.” Refer to the LAM for additional information. If an insured cause(s) of damage is coded as “Other,” explain in the Narrative. Enter additional causes of damage in the extra spaces, as needed. If more space is needed, document the additional determined insured causes of damage in the Narrative (or on a Special Report). Refer to the illustration in item 6 below.																		
6. Insured Cause %:	<p>PRELIMINARY: MAKE NO ENTRY.</p> <p>CRE AND FINAL: Whole percent of damage for the insured cause of damage listed in item 5 above for this inspection. Enter additional “Insured Cause %” in the extra spaces, as needed. If additional space is needed, enter the additional determined “Insured Cause %” in the Narrative (or on a Special Report). The total of all “Insured Cause %” including those entered in the Narrative must equal 100%.</p> <p>If there is no insurable cause of loss, and a no indemnity due claim will be completed, MAKE NO ENTRY.</p> <p>Example entries for items 4-6 and the Narrative, reflecting entries for multiple dates of damage, the corresponding insured causes of damage and insured cause percentages:</p> <table border="1" data-bbox="560 1239 1453 1465"> <tr> <td>4. Date(s) of Damage</td> <td>MAY</td> <td>JUN 30</td> <td>JUN 30</td> <td>AUG</td> <td>AUG</td> </tr> <tr> <td>5. Cause(s) of Damage</td> <td>Excess Moisture</td> <td>Tornado</td> <td>Hail</td> <td>Drought</td> <td>Heat</td> </tr> <tr> <td>6. Insured Cause %</td> <td>10</td> <td>20</td> <td>15</td> <td>25</td> <td>20</td> </tr> </table> <p>Narrative: Additional date of damage – SEP 5; Cause of Damage – Freeze; Insured cause percent - 10%.</p>	4. Date(s) of Damage	MAY	JUN 30	JUN 30	AUG	AUG	5. Cause(s) of Damage	Excess Moisture	Tornado	Hail	Drought	Heat	6. Insured Cause %	10	20	15	25	20
4. Date(s) of Damage	MAY	JUN 30	JUN 30	AUG	AUG														
5. Cause(s) of Damage	Excess Moisture	Tornado	Hail	Drought	Heat														
6. Insured Cause %	10	20	15	25	20														
7. Company/Agency:	Name of company and agency servicing the contract.																		
8. Name of Insured:	Name of the insured that identifies EXACTLY the person (legal entity) to whom the policy is issued.																		
9. Claim #:	Claim number as assigned by the AIP.																		
10. Policy #:	Insured’s assigned policy number.																		
11. Crop Year:	Four-digit crop year, as defined in the policy, for which the claim has been filed.																		

Forms Standards - Production Worksheet (Continued)

Element/ Item Number	Standard
<p>12. Additional Units:</p>	<p>PRELIMINARY AND CRE: MAKE NO ENTRY.</p> <p>FINAL: Unit number(s) for ALL non-loss units for the crop at the time of final inspection. A non-loss unit is any unit for which a Production Worksheet has not been completed. Additional non-loss units may be entered on a single Production Worksheet.</p> <p>If more spaces are needed for non-loss units, enter the unit numbers, identified as “Non-loss Units,” in the Narrative or on an attached Special Report.</p>
<p>13. Est. Prod. Per Acre:</p>	<p>PRELIMINARY AND CRE: MAKE NO ENTRY.</p> <p>FINAL: Estimated yield per acre, in whole pounds, of all non-loss units for the crop at the time of final inspection.</p>
<p>14. Date(s) Notice of Loss:</p>	<p>PRELIMINARY:</p> <ol style="list-style-type: none"> a. Date the notice of damage was given for the unit in column 2. b. A third preliminary inspection (if needed) requires an additional set of Production Worksheets. Enter the date of notice for a third preliminary inspection in the 1st space of column 14 on the second set. c. Reserve the “Final” space on the first page of the first set of Production Worksheets for the date of notice for the final inspection. d. If the inspection is initiated by the AIP, enter “Company Insp.,” instead of the date. <p>CRE AND FINAL:</p> <p>Transfer the last date in the 1st or 2nd space to the FINAL space if a final inspection should be made as a result of the notice. Always enter the complete date of notice (month, day, year) for the FINAL inspection in the FINAL space on the first page of the first set of Production Worksheets. For a delayed notice of loss or delayed claim, refer to the LAM.</p>
<p>15. Companion Policy(s):</p>	<ol style="list-style-type: none"> a. If no other person has a share in the unit (insured has 100 percent share), MAKE NO ENTRY. b. In all cases where the insured has LESS than a 100 percent share of a loss-affected unit, ask the insured if the OTHER person sharing in the unit has a multiple-peril crop insurance contract (i.e., not crop-hail, fire, etc.). If the other person does not, enter “NONE.” <p>If the other person has a multiple-peril crop insurance contract and it can be determined that the SAME AIP services it, enter the contract number. Handle these companion policies according to AIP instructions.</p>

Forms Standards - Production Worksheet (Continued)

SECTION I – DETERMINED ACREAGE APPRAISED, PRODUCTION AND ADJUSTMENTS

Make separate line entries for varying:

- (1) Rate classes, farming practices, class, sub-class, intended use, irrigated practice, cropping practice, or organic practices, as applicable;
- (2) APH yields;
- (3) Appraisals;
- (4) Stages or intended use(s) of acreage;
- (5) Shares (e.g., 50 percent and 75 percent shares on the same unit); or
- (6) Appraisals for damage due to hail or fire if Hail and Fire Exclusion is in effect.

Verify or make the following entries:

Element/Item Number	Standard
16. Field ID:	<p>CRE: MAKE NO ENTRY</p> <p>PRELIMINARY AND FINAL: The field identification symbol from a sketch map or an aerial photo. Refer to the Narrative.</p> <p>Where acreage is PARTLY replaced, omit the field ID symbol for the fields that have not been replaced and that have been consolidated into a single line entry.</p>
17. Multi-Crop Code:	<p>CRE: MAKE NO ENTRY</p> <p>PRELIMINARY AND FINAL: The applicable two-digit code for first crop and second crop. REFER TO THE LAM FOR INSTRUCTIONS REGARDING ENTRY OF FIRST CROP AND SECOND CROP CODES.</p>
18. Reported Acres:	<p>In the event of over-reported acres, handle in accordance with the individual AIP’s instructions. In the event of under-reported acres, enter the reported acres to hundredths for the field or sub field. If there are no under-reported acres MAKE NO ENTRY.</p>
19. Determined Acres:	<p>Refer to the LAM for definition of acceptable determined acres used herein. Enter the determined acres to hundredths for the field or subfield for which consent is given for other use and/or:</p> <ol style="list-style-type: none"> a. That is abandoned; b. Put to another use without consent; c. Damaged by uninsured causes; d. For which the insured failed to provide acceptable records of production; or e. On which the sugarcane stubble is destroyed within 15 days after harvest is completed without consent. <p>Refer to the LAM for procedures regarding when estimated acres are allowed and documentation requirements.</p>

Forms Standards - Production Worksheet (Continued)

Element/Item Number	Standard
<p>19. Determined Acres: (continued)</p>	<p>CRE: Enter the total acres, to hundredths, of replaced plant cane for current crop year, plant cane for the subsequent crop year, 1st stubble cane acreage for the current crop year, 1st stubble cane for the subsequent crop year, plant cane destroyed and not replaced, and 1st stubble cane destroyed and not replaced (DO NOT ESTIMATE). Make separate line entries for the total acres identified on the Sugarcane Crop Replacement Payment Worksheet - Total Acres (items 23, 24, 25, 26, 27, and 28).</p> <p>Make a separate line entry for plant cane and 1st stubble cane NOT eligible for a sugar cane crop replacement payment. The number of acres is the result of subtracting the Total Acres Replaced (item 53) from the Sugarcane Crop Replacement Payment Worksheet from the Total Acres (item 7) of the Sugarcane Crop Replacement Eligibility Worksheet.</p> <p>a. Determine the plant cane acres and 1st stubble cane acres in any fields or subfield NOT eligible for a replacement payment. Consolidate it into a single line entry UNLESS the usual reasons for separate line entries apply. Record the field or subfield identities (from a map or aerial photo) in the Narrative.</p> <p>b. ACCOUNT FOR ALL PLANTED ACRES IN THE UNIT.</p> <p>PRELIMINARY AND FINAL: Determined acres to hundredths.</p> <p>Acreage breakdowns WITHIN a unit or field may be estimated (refer to the LAM) if a determination is impractical.</p> <p>ACCOUNT FOR ALL PLANTED ACREAGE IN THE UNIT.</p>
<p>20. Interest or Share:</p>	<p>Insured's interest in the crop to four decimal places as determined at the time of inspection. If shares vary on the same UNIT, use separate line entries.</p>
<p>21. Risk:</p>	<p>Three-digit or character code for the correct "Rate Class" specified on the actuarial documents. If there is no "Rate Class" or "High Risk Area" specified on the actuarial documents, make no entry. Verify with the Summary of Coverage and if the Rate Class is found to be incorrect, revise according to the AIP's instructions. Refer to the LAM.</p> <p>Unrated land is uninsurable without a written agreement.</p>
<p>22. Type:</p>	<p>Three-digit code number, entered exactly as specified on the actuarial documents for the type grown by the insured. If "No Type Specified" is shown in the actuarial documents, enter the appropriate three-digit code number from the actuarial documents (e.g., 997). If a type is not specified on the actuarial documents, MAKE NO ENTRY.</p>

Forms Standards - Production Worksheet (Continued)

Element/Item Number	Standard
23. Class:	Three-digit code number, entered exactly as specified on the actuarial documents for the class grown by the insured. If “No Class Specified” is shown in the actuarial documents, enter the appropriate three-digit code number from the actuarial documents (e.g., 997). If a class is not specified on the actuarial documents, MAKE NO ENTRY.
24. Sub-Class:	Three-digit code number, entered exactly as specified on the actuarial documents for the sub-class grown by the insured. If “No Sub-Class Specified,” is shown in the actuarial documents, enter the appropriate three-digit code number from the actuarial documents (e.g., 997). If a sub-class is not specified on the actuarial documents, MAKE NO ENTRY.
25. Intended Use:	Three-digit code number, entered exactly as specified on the actuarial documents for the intended use of the crop grown by the insured. If “No Intended Use Specified” is shown in the actuarial documents, enter the appropriate three-digit code number from the actuarial documents (e.g., 997). If an intended use is not specified on the actuarial documents, MAKE NO ENTRY.
26. Irr. Practice:	Three-digit code number, entered exactly as specified on the actuarial documents for the irrigated practice carried out by the insured. If “No Irrigated Practice Specified” is shown in the actuarial documents, enter the appropriate three-digit code number from the actuarial documents (e.g., 997). If an irrigated practice is not specified on the actuarial documents, MAKE NO ENTRY.
27. Cropping Practice:	Three-digit code number, entered exactly as specified on the actuarial documents for the cropping practice (or Practice) carried out by the insured. If “No Cropping Practice (or Practice) Specified” is shown in the actuarial documents, enter the appropriate three-digit code number from the actuarial documents (e.g., 997). If a cropping practice (or Practice) is not specified on the actuarial documents, MAKE NO ENTRY.
28. Organic Practice:	Three-digit code number, entered exactly as specified on the actuarial documents for the organic practice carried out by the insured. If “No Organic Practice Specified” is shown in the actuarial documents, enter the appropriate three-digit code number from the actuarial documents (e.g., 997). If an organic practice is not specified on the actuarial documents, MAKE NO ENTRY.

Forms Standards - Production Worksheet (Continued)

Element/Item Number	Standard																												
29. Stage:	<p>PRELIMINARY: MAKE NO ENTRY.</p> <p>CRE: CRE depreciation factors and stage code abbreviations as shown below.</p> <table border="1" data-bbox="480 468 1401 1146"> <thead> <tr> <th data-bbox="480 468 656 541">Crop Insured</th> <th data-bbox="656 468 950 541">Depreciation Category</th> <th data-bbox="950 468 1154 541">Depreciation Factor</th> <th data-bbox="1154 468 1401 541">Stage Code</th> </tr> </thead> <tbody> <tr> <td data-bbox="480 541 656 615">Plant Cane</td> <td data-bbox="656 541 950 615">Replaced for Current Year</td> <td data-bbox="950 541 1154 615">1.000</td> <td data-bbox="1154 541 1401 615">PC</td> </tr> <tr> <td data-bbox="480 615 656 688">Plant Cane</td> <td data-bbox="656 615 950 688">Replaced for Subsequent Year</td> <td data-bbox="950 615 1154 688">0.667</td> <td data-bbox="1154 615 1401 688">PS</td> </tr> <tr> <td data-bbox="480 688 656 842">Plant Cane</td> <td data-bbox="656 688 950 842">Not Replaced For Current or Subsequent Year, Destroyed</td> <td data-bbox="950 688 1154 842">0.667</td> <td data-bbox="1154 688 1401 842">PD</td> </tr> <tr> <td data-bbox="480 842 656 915">First Year Stubble</td> <td data-bbox="656 842 950 915">Replaced for Current Year</td> <td data-bbox="950 842 1154 915">0.667</td> <td data-bbox="1154 842 1401 915">SC</td> </tr> <tr> <td data-bbox="480 915 656 989">First Year Stubble</td> <td data-bbox="656 915 950 989">Replaced for Subsequent Year</td> <td data-bbox="950 915 1154 989">0.333</td> <td data-bbox="1154 915 1401 989">SS</td> </tr> <tr> <td data-bbox="480 989 656 1146">First Year Stubble</td> <td data-bbox="656 989 950 1146">Not Replaced For Current or Subsequent Year, Destroyed</td> <td data-bbox="950 989 1154 1146">0.333</td> <td data-bbox="1154 989 1401 1146">SD</td> </tr> </tbody> </table> <p>FINAL: Stage abbreviation as shown below.</p> <p><u>STAGE</u> <u>EXPLANATION</u></p> <p>***</p> <p>“P” Acreage abandoned without consent, put to other use without consent, cut for seed without the proper report, stubble destroyed within 15 days after harvest is completed without consent, damaged solely by uninsured causes, or for which the insured failed to provide records of production which are acceptable to the AIP.</p> <p>“H” Harvested.</p> <p>“UH” Unharvested.</p> <p>GLEANNED ACREAGE: Refer to the LAM.</p>	Crop Insured	Depreciation Category	Depreciation Factor	Stage Code	Plant Cane	Replaced for Current Year	1.000	PC	Plant Cane	Replaced for Subsequent Year	0.667	PS	Plant Cane	Not Replaced For Current or Subsequent Year, Destroyed	0.667	PD	First Year Stubble	Replaced for Current Year	0.667	SC	First Year Stubble	Replaced for Subsequent Year	0.333	SS	First Year Stubble	Not Replaced For Current or Subsequent Year, Destroyed	0.333	SD
Crop Insured	Depreciation Category	Depreciation Factor	Stage Code																										
Plant Cane	Replaced for Current Year	1.000	PC																										
Plant Cane	Replaced for Subsequent Year	0.667	PS																										
Plant Cane	Not Replaced For Current or Subsequent Year, Destroyed	0.667	PD																										
First Year Stubble	Replaced for Current Year	0.667	SC																										
First Year Stubble	Replaced for Subsequent Year	0.333	SS																										
First Year Stubble	Not Replaced For Current or Subsequent Year, Destroyed	0.333	SD																										

Forms Standards - Production Worksheet (Continued)

Element/Item Number	Standard																										
<p>30. Use of acreage:</p>	<p>Use the following “Intended Use” abbreviations.</p> <table border="0"> <thead> <tr> <th data-bbox="487 331 808 369"><u>USE</u></th> <th data-bbox="824 331 1461 369"><u>EXPLANATION</u></th> </tr> </thead> <tbody> <tr> <td data-bbox="487 369 808 441">“Replaced”</td> <td data-bbox="824 369 1461 441">Acreage replaced and QUALIFYING for a replacement payment.</td> </tr> <tr> <td data-bbox="487 441 808 512">“Destroyed”</td> <td data-bbox="824 441 1461 512">Acreage destroyed; however not replaced, and QUALIFYING for a replacement payment.</td> </tr> <tr> <td data-bbox="487 512 808 583">“Not Replaced”</td> <td data-bbox="824 512 1461 583">Acreage not replaced and NOT QUALIFYING for a replacement payment.</td> </tr> <tr> <td data-bbox="487 583 808 621">“To plow,” etc</td> <td data-bbox="824 583 1461 621">Use made of acreage.</td> </tr> <tr> <td data-bbox="487 621 808 659">“WOC”</td> <td data-bbox="824 621 1461 659">Other use without consent.</td> </tr> <tr> <td data-bbox="487 659 808 697">“WOC-Cut for seed”</td> <td data-bbox="824 659 1461 697">Cut for seed without a proper report.</td> </tr> <tr> <td data-bbox="487 697 808 735">“SU”</td> <td data-bbox="824 697 1461 735">Solely uninsured.</td> </tr> <tr> <td data-bbox="487 735 808 772">“ABA”</td> <td data-bbox="824 735 1461 772">Abandoned without consent.</td> </tr> <tr> <td data-bbox="487 772 808 810">“H-Cut for Seed”</td> <td data-bbox="824 772 1461 810">Cut for seed with a proper report.</td> </tr> <tr> <td data-bbox="487 810 808 848">“H-Cut for Sugar”</td> <td data-bbox="824 810 1461 848">Harvested.</td> </tr> <tr> <td data-bbox="487 848 808 886">“UH”</td> <td data-bbox="824 848 1461 886">Unharvested, stalks destroyed with consent.</td> </tr> <tr> <td data-bbox="487 886 808 924">“R”</td> <td data-bbox="824 886 1461 924">Rejected by the boiling house mill.*</td> </tr> </tbody> </table> <p>Verify any “Intended Use” entry. If the final use of the acreage was not as indicated, strike out the original line and initial it. Enter all data on a new line showing the correct “Final Use.”</p> <p>*Document, in the Narrative, the date and reason the boiling house mill rejected any sugarcane. Include a copy of the rejection letter if available.</p> <p>GLEANED ACREAGE: Refer to the LAM.</p>	<u>USE</u>	<u>EXPLANATION</u>	“Replaced”	Acreage replaced and QUALIFYING for a replacement payment.	“Destroyed”	Acreage destroyed; however not replaced, and QUALIFYING for a replacement payment.	“Not Replaced”	Acreage not replaced and NOT QUALIFYING for a replacement payment.	“To plow,” etc	Use made of acreage.	“WOC”	Other use without consent.	“WOC-Cut for seed”	Cut for seed without a proper report.	“SU”	Solely uninsured.	“ABA”	Abandoned without consent.	“H-Cut for Seed”	Cut for seed with a proper report.	“H-Cut for Sugar”	Harvested.	“UH”	Unharvested, stalks destroyed with consent.	“R”	Rejected by the boiling house mill.*
<u>USE</u>	<u>EXPLANATION</u>																										
“Replaced”	Acreage replaced and QUALIFYING for a replacement payment.																										
“Destroyed”	Acreage destroyed; however not replaced, and QUALIFYING for a replacement payment.																										
“Not Replaced”	Acreage not replaced and NOT QUALIFYING for a replacement payment.																										
“To plow,” etc	Use made of acreage.																										
“WOC”	Other use without consent.																										
“WOC-Cut for seed”	Cut for seed without a proper report.																										
“SU”	Solely uninsured.																										
“ABA”	Abandoned without consent.																										
“H-Cut for Seed”	Cut for seed with a proper report.																										
“H-Cut for Sugar”	Harvested.																										
“UH”	Unharvested, stalks destroyed with consent.																										
“R”	Rejected by the boiling house mill.*																										
<p>31. Appraised Potential:</p> <p>***</p>	<p>CRE: MAKE NO ENTRY</p> <p>PRELIMINARY AND FINAL</p> <p>Per-acre appraisal in whole pounds, of POTENTIAL production for the acreage appraised. Refer to Appraisal Worksheet Entries And Completion Procedures (exhibit 4) Part I, column 17. For Sugarcane “H-Cut for Seed,” enter the harvested or appraised per acre amount as provided in subparagraph 11C(1)(a) and 11C(2).</p> <p>(1) For mature unharvested acreage, document in the Narrative the sugar content as a percentage and the specified source of that percentage used to calculate the appraisal.</p> <p>(2) If there is NO POTENTIAL (economic value) for unharvested acreage (e.g., sugarcane damaged by freeze and rejected by a boiling house mill), enter “0.” Refer to paragraph 85 of the LAM for procedures for documenting zero yield appraisals. Document in the Narrative, the reason that the boiling house mill rejected the sugarcane.</p>																										

Forms Standards - Production Worksheet (Continued)

Element/Item Number	Standard
32a - 33.	MAKE NO ENTRY.
34. Production Pre QA:	<p>CRE: For the total acres identified in item 19, transfer the appropriate pounds from items 47, 48, 49, 50, 51, and 52 of the Crop Replacement Payment Worksheet.</p> <p>PRELIMINARY AND FINAL: Result of multiplying column 31 times column 19, rounded to whole pounds. If no entry in column 31, MAKE NO ENTRY.</p>
35. Quality Factor:	MAKE NO ENTRY.
36. Production Post-QA:	CRE, PRELIMINARY AND FINAL: Transfer entry from column 34.
37. Uninsured Cause:	<p>CRE: MAKE NO ENTRY</p> <p>PRELIMINARY AND FINAL</p> <p>EXPLAIN IN THE NARRATIVE.</p> <p>a. Hail and Fire exclusion NOT in effect.</p> <p>(1) Enter the result of multiplying column 19 entry by NOT LESS than the insured’s per acre production guarantee in whole pounds, for the line, (calculated by multiplying the elected coverage level percentage times the approved APH yield per acre shown on the APH form) for any “P” stage acreage.</p> <p>On preliminary inspections, advise the insured to keep the harvested production from any acreage damaged SOLELY by uninsured causes separate from other production.</p> <p>(2) For acreage that is damaged PARTLY by uninsured causes, enter the result of multiplying the APPRAISED UNINSURED loss of production per acre in whole pounds, by column 19 for any such acreage. Refer to the LAM for information regarding assessing uninsured cause appraisals.</p> <p>***</p> <p>(3) For acreage that is “Cut for Seed” WITHOUT the proper report, enter not less than the per-acre production guarantee in WHOLE pounds multiplied by column 19. (Refer to subparagraph 11(C)(1)(b).</p> <p>Example: Determined Acres = 50.0 Field A—Production guarantee = 4310 lbs. Acreage cut for seed without proper timely notice = 4310 lbs. 4310 lbs. x 50.0 = 215,500 lbs.</p> <p>b. Refer to the LAM when a Hail and Fire Exclusion is in effect and damage is from hail or fire.</p>

Forms Standards - Production Worksheet (Continued)

Element/Item Number	Standard
37. Uninsured Cause: (continued)	<p>c. Enter the result of adding uninsured cause appraisals to hail and fire exclusion appraisals.</p> <p>For fire losses, if the insured also has other fire insurance (double coverage), refer to the LAM.</p>
38. Total to Count:	Result of adding column 36 and column 37
39. Total:	<p>PRELIMINARY: MAKE NO ENTRY.</p> <p>CRE AND FINAL: Total determined acres (column 19), to hundredths.</p>
40. Quality:	<p>CRE: MAKE NO ENTRY</p> <p>PRELIMINARY AND FINAL: Check "None."</p>
41.	MAKE NO ENTRY.
42. Totals:	Totals of entries in columns 34, 36, 37 and 38. If a column has no entries, MAKE NO ENTRY.

Forms Standards - Production Worksheet (Continued)

NARRATIVE:

If more space is needed, document on a Special Report, and enter “See Special Report.” Attach the Special Report to the Production Worksheet.

a.	If no acreage is released on the unit, enter “No acreage released,” adjuster’s initials, and date.
b.	If notice of damage was given and “No Inspection” is necessary, enter the unit number(s), “No Inspection,” date, and adjuster’s initials. The insured’s signature is not required.
c.	Explain any uninsured causes, unusual, or controversial cases.
d.	If there is an appraisal in Section I, column “31” of the Production Worksheet for mature unharvested acreage, show the sugar content as a percentage and the specific source of that percentage (e.g., boiling house mill test, comparable harvested acreage, or percent-of-sugar factor from the actuarial documents). Also document the reason that the boiling house mill rejected the sugarcane.
e.	If there is an appraisal in Section I, column “37” for uninsured causes due to a hail/fire exclusion, show the original hail/fire liability per acre and the hail/fire indemnity per acre.
f.	Document the actual appraisal date if an appraisal was performed prior to the adjuster’s signature date on the appraisal worksheet, and the date of the appraisal is not recorded on the appraisal worksheet.
g.	State that there is “No other fire insurance” when fire damages or destroys the insured crop and it is determined that the insured has no other fire insurance. Also refer to the LAM.
h.	Explain any errors found on the Summary of Coverage.
i.	Explain any commingled production. Refer to the LAM
j.	Explain any entry for “Production Not to Count” in Section II, column “62,” and/or any production not included in Section II, column “56” or columns “49 – 52” entries (e.g., harvested production from uninsured acreage that can be identified separately from the insured acreage in the unit).
k.	Explain a “NO” checked in item 44.
l.	Attach a sketch map or aerial photograph to identify the total unit: (1) If consent is or has been given to put part of the unit to another use; (2) If uninsured causes are present; or (3) For unusual or controversial cases. Indicate on the sketch map or aerial photo, the disposition of acreage destroyed or put to other use with or without consent.
m.	Explain any difference between date of inspection and signature dates. For an ABSENTEE insured, enter the date of the inspection AND the date of mailing the Production Worksheet for signature.
n.	When any other adjuster or supervisor accompanied the adjuster on the inspection, enter the code number of the other adjuster or supervisor and date of inspection.
o.	Explain the reason for a “No Indemnity Due” claim. “No Indemnity Due” claims are to be distributed in accordance with the AIP’s instructions.
p.	Explain any delayed notices or delayed claims as instructed in the LAM.

Forms Standards - Production Worksheet (Continued)

q.	Document any authorized estimated acres shown in Section I, column “19” as follows: “Line 3 ‘E’ acres authorized by AIP MM/DD/YYYY.”
r.	Document the method and calculation used to determine acres for the unit. Refer to the LAM.
s.	Specify the type of insects or disease when the insured cause of damage or loss is listed as insects or disease. Explain why control measures did not work.
t.	Document the name and address of the charitable organization when gleaned acreage is applicable. Refer to the LAM for more information on gleaning.
u.	Document any other pertinent information, including any data to support any factors used to calculate the production.
v.	For CRE determinations, attach the Crop Replacement Eligibility and Payment Worksheets.
w.	For CRE determinations, attach maps requested and provided by the insured for replaced, destroyed and not replaced, and not replaced plant cane and 1 st stubble cane.

SECTION II – DETERMINED HARVESTED PRODUCTION

GENERAL INFORMATION:

Make separate line entries for varying:

- (1) Rate classes, types, classes, sub-classes, intended use, irrigated practice, cropping practice (or practice), or organic practices, as applicable;
- (2) Include **ALL HARVESTED PRODUCTION** from the boiling house mill for the **ENTIRE** crop year for **ALL ENTITIES** sharing in the crop.
- (3) Enter the name and address of the boiling house mill (buyer) in columns “49” through “52.”
- (4) If acceptable sales or weight tickets are not available, refer to the LAM.
- (5) If additional lines are necessary, the data may be entered on a continuation sheet. USE SEPARATE LINES FOR:
 - (a) Varying names and addresses of boiling house mills (buyers).
 - (b) Varying determinations of production (varying value, etc.).
 - (c) Varying shares; e.g., 50 percent and 75 percent shares on same unit.
- (6) There will generally be no harvested production entries in columns “47” through “66” for preliminary inspections.
- (7) If there is harvested production from more than one insured practice and a separate approved APH yield has been established for each, the harvested production also must be entered on separate lines in columns “47” through “66” by practice. If production has been commingled, refer to the LAM.

Forms Standards - Production Worksheet (Continued)

Verify or make the following entries:

Element/Item Number	Standard
<p>43. Date Harvest Completed:</p> <p>***</p>	<p>(Used to determine if there is a delayed notice or a delayed claim. Refer to the LAM.)</p> <p>PRELIMINARY: MAKE NO ENTRY.</p> <p>CRE AND FINAL:</p> <p>a. The earlier of the date the ENTIRE acreage on the unit was (1) harvested, (2) totally destroyed, (3) replaced, (4) destroyed and not replaced, (5) put to other use, (6) a combination of harvested, destroyed, or put to other use, or (7) the calendar date for the end of the insurance period.</p> <p>b. If at the time of final inspection (if prior to the end of the insurance period), there is any unharvested insured acreage remaining on the unit that the insured does not intend to harvest, enter “Incomplete.”</p> <p>c. If at the time of final inspection (if prior to the end of the insurance period), none of the insured acreage on the unit has been harvested, and the insured does not intend to harvest such acreage, enter “No Harvest.”</p> <p>d. If the case involves a Certification Form, enter the date from the Certification Form when the entire unit is put to another use. Refer to the LAM.</p>
<p>44. Similar Damage:</p>	<p>PRELIMINARY: MAKE NO ENTRY.</p> <p>CRE AND FINAL: Check “Yes” or “No.” Check “Yes” if amount and cause of damage due to insurable causes is similar to the experience of other farms in the area. If “No” is checked, explain in the Narrative.</p>
<p>45. Assignment of Indemnity:</p>	<p>Check “Yes” only if an assignment of indemnity is in effect for the crop year; otherwise, check “No.” Refer to the LAM.</p>
<p>46. Transfer of Right to Indemnity:</p>	<p>Check “Yes” only if a transfer of right to indemnity is in effect for the unit for the crop year; otherwise, check “No.” Refer to the LAM.</p>
<p>47a. Share:</p>	<p>RECORD ONLY VARYING SHARES on SAME unit to four decimal places.</p>

Forms Standards - Production Worksheet (Continued)

Element/Item Number	Standard
47b. Field ID:	<p>a. If only one practice of harvested production is listed in Section I, MAKE NO ENTRY.</p> <p>b. If more than one practice of harvested production is listed in Section I, and a separate approved APH yield exists, indicate for each practice the corresponding Field ID (from Section I, column "16").</p>
48. Multi-Crop Code:	The applicable two-digit code for first crop and second crop. REFER TO THE LAM FOR INSTRUCTIONS REGARDING ENTRY OF FIRST CROP AND SECOND CROP CODES.
49. - 52. Length or Diameter, Width, Depth, Deductions:	Name and address of the boiling house mill. Do not enter zip code.
53. - 55.	MAKE NO ENTRY.
56. Bu., Ton, Lbs., Cwt.:	Circle "Lbs." in column heading. Enter in whole pounds of raw sugar , harvested production of sugarcane processed by the boiling house mill.
57. - 60b.	MAKE NO ENTRY.
61. Adjusted Production:	Transfer entry from column 56, in whole pounds.
62. Prod. Not to Count:	Net production NOT to count, in whole pounds, for any raw sugar from acreage damaged solely by uninsured causes WHEN ACCEPTABLE RECORDS IDENTIFYING SUCH PRODUCTION ARE AVAILABLE from harvested acreage which has been assessed an appraisal of not less than the guarantee per acre. THIS ENTRY MUST NEVER EXCEED PRODUCTION SHOWN ON THE SAME LINE. EXPLAIN ANY "PRODUCTION NOT TO COUNT" IN THE NARRATIVE.
63. Production Pre-QA:	Result of subtracting column 62 from column 61.
64a. - 65.	MAKE NO ENTRY.
66. Production to Count:	Enter result from column 63 in whole pounds.
67. Total:	Total of column 63. If no entry in column 63, MAKE NO ENTRY.
68. Section II Total:	<p>PRELIMINARY AND CRE: MAKE NO ENTRY.</p> <p>FINAL: Total of column 66, in whole pounds.</p>
69. Section I Total:	<p>PRELIMINARY AND CRE: MAKE NO ENTRY.</p> <p>FINAL: Enter figure from Section I, column 38 total.</p>
70. Unit Total:	<p>PRELIMINARY AND CRE: MAKE NO ENTRY.</p> <p>FINAL: Total of 68 and 69, in whole pounds.</p>

Forms Standards - Production Worksheet (Continued)

Element/Item Number	Standard
71. Allocated Prod.:	Refer to the LAM for instructions for determining allocated production. Enter the total production, rounded to tenths, allocated to this unit that is included in Sections I or II of the Production Worksheet. Document how allocated production was determined and record supporting calculations in the Narrative or on a Special Report.
72. Total APH Prod.:	Result, rounded to tenths, of subtracting the total of column 37 (item 42 "Totals") and item 71 (Allocated Prod.) from item 70 (Unit Total). If no entries in column 37 and item 71, transfer the entry in item 70. MAKE NO ENTRY when separate APH yields are maintained by type, practice, etc., within the unit.
73. Insured's Signature and Date:	<p>Insured's (or insured's authorized representative's) signature and date. BEFORE obtaining insured's signature, REVIEW ALL ENTRIES on the Production Worksheet WITH THE INSURED, particularly explaining codes, etc., that may not be readily understood.</p> <p>Final indemnity inspections should be signed on bottom line.</p>
74. Adjuster's Signature, Code #, and Date:	<p>Signature of adjuster, code number, and date signed after the insured (or insured's authorized representative) has signed. For an absentee insured, enter adjuster's code number ONLY. The signature and date will be entered AFTER the absentee has signed and returned the Production Worksheet.</p> <p>Final indemnity inspections should be signed on bottom line.</p>
75. Page Numbers:	<p>PRELIMINARY: Page numbers – "1," "2," etc., at the time of inspection.</p> <p>CRE AND FINAL: Page numbers - (Example: Page 1 of 1, Page 1 of 2, Page 2 of 2, etc.).</p>

Form Standards – Production Worksheet (Continued)

PRODUCTION WORKSHEET

1. Crop/Code # Sugarcane 0038	2. Unit # XXXXXXXXXX X	3. Location Description 1-2N-3S	7. Company Agency Any Company Any Agency Sugarcane Crop Loss Example	8. Name of Insured I.M. Insured
4. Date(s) of Damage Dec 28	5. Cause(s) of Damage HAIL	6. Insured Cause % 100	12. Additional Units 00200	9. Claim # XXXXXX
13. Est. Prod. Per Acre 900				11. Crop Year YYYY
				10. Policy # XXXXXX
				14. Date(s) Notice of Loss 1 st MM-DD-YYYY 2 nd MM-DD-YYYY Final MM-DD-YYYY
				15. Companion Policy(s)

SECTION I – DETERMINED ACREAGE APPRAISED, PRODUCTION AND ADJUSTMENTS

A. ACTUARIAL															B. POTENTIAL YIELD							
16.	17.	18.	19.	20.	21.	22.	23.	24.	25.	26.	27.	28.	29.	30.	31.	32a.	33.	34.	35.	36.	37.	38.
Field ID	Multi-Crop Code	Reported Acres	Determined Acres	Interest or Share	Risk	Type	Class	Sub-Class	Intended Use	Irr. Practice	Cropping Practice	Organic Practice	Stage	Use of Acreage	Appraised Potential	Moisture % Factor	Shell %, Factor, or Value	Production Pre QA	Quality Factor	Production Post QA	Uninsured Causes	Total to Count
A	NS		120.00	1.0000		997					997		UH	To Plow	1,962			235,440		235,440	64,800	300,240
B	NS		95.00	1.0000		997					997		UH	To Plow	1,292			2,740		122,740		122,740
C	NS		10.00	1.0000		997					997		H	H-Cut For Seed	6500		65000		65000			65000
D	NS		90.00										P	WOC							387900	387900
39. TOTAL			395.00	40. Quality: TW <input type="checkbox"/> KD <input type="checkbox"/> Aflatoxin <input type="checkbox"/> Vomitoxin <input type="checkbox"/> Fumonisin <input type="checkbox"/> Garlicky <input type="checkbox"/> Dark Roast <input type="checkbox"/> Sclerotinia <input type="checkbox"/> Ergoty <input type="checkbox"/> CoFo <input type="checkbox"/> Other <input type="checkbox"/> None <input type="checkbox"/> 41. Mycotoxins exceed FDA, State or other health organization maximum limits. Yes <input type="checkbox"/>												42. TOTALS	358180		358180	452700	875,880	

NARRATIVE (If more space is needed, attach a Special Report) **Line 1 – Field A – Uninsured cause appraisal of 540 lbs. per acre due to inadequate disease control.**

Line 2 – Field B 7.6 (Ton appraisal) x .085 = .646 x 2000 = 1292 lbs. Adjuster determined acres with GPS. Field destroyed without consent.

SECTION II – DETERMINED HARVESTED PRODUCTION

43. Date Harvest Completed MM-DD-YYYY						44. Damage similar to other farms in the area? Yes <input checked="" type="checkbox"/> No <input type="checkbox"/>						45. Assignment of Indemnity Yes <input type="checkbox"/> No <input checked="" type="checkbox"/>						46. Transfer of Right to Indemnity? Yes <input type="checkbox"/> No <input checked="" type="checkbox"/>					
A. MEASUREMENTS						B. GROSS PRODUCTION						C. ADJUSTMENTS TO HARVESTED PRODUCTION											
47a.	48.	49.	50.	51.	52.	53.	54.	55.	56.	57.	58a.	59a.	60a.	61.	62.	63.	64a.	65.	66.				
Share	Multi-Crop Code	Length or Diameter	Width	Depth	Deduction	Net Cubic Feet	Conversion Factor	Gross Prod.	Bu., Ton Lbs., Cwt.	Shell/Sugar Factor	FM%	Moisture %	Test WT	Adjusted Production	Prod. Not to Count	Production Pre-QA	64b. Value	Quality Factor	Production to Count				
	NS	Sugar Any	Land Town	Co. St.					227,700					227,700		227,700			227,700				
67. TOTAL																227,700	68. Section II Total		227,700				
																69. Section I Total		875,880					
																70. Unit Total		1,103,580					
																71. Allocated Prod.							
																72. Total APH Prod.		685,680					

Form Standards – Production Worksheet (Continued)

PRODUCTION WORKSHEET

1. Crop/Code # Sugarane 0038	2. Unit # XXXXXXXXXXXX	3. Location Description 1-2N-3S	7. Company Agency Any Company Any Agency Sugarane Crop Replacement Example	8. Name of Insured I.M. Insured
4. Date(s) of Damage Dec 28	5. Cause(s) of Damage FREEZE	6. Insured Cause % 100	12. Additional Units 00200	13. Est. Prod. Per Acre 900
9. Claim # XXXXXX				11. Crop Year YYYY
10. Policy # XXXXXX				14. Date(s) 1 st MM-DD-YYYY 2 nd MM-DD-YYYY Final MM-DD-YYYY
15. Companion Policy(s)				

SECTION I – DETERMINED ACREAGE APPRAISED, PRODUCTION AND ADJUSTMENTS

A. ACTUARIAL															B. POTENTIAL YIELD								
16.	17.	18.	19.	20.	21.	22.	23.	24.	25.	26.	27.	28.	29.	30.	31.	32a.	32b.	33.	34.	35.	36.	37.	38.
Field ID	Multi-Crop Code	Reported Acres	Determined Acres	Interest or Share	Risk	Type	Class	Sub-Class	Intended Use	Irr. Practice	Cropping Practice	Organic Practice	Stage	Use of Acreage	Appraised Potential	Moisture % Factor	Shell % Factor, or Value	Production Pre QA	Quality Factor	Production Post QA	Uninsured Causes	Total to Count	
			160.00	1.0000		997					997			PS	Replaced			371,867.00		371,867.00			371,867.00
			80.00	1.0000		997					997			SS	Replaced			92,822.00		92,822.00			92,822.00
			260.00	1.0000		997					997			NR	Not Replaced								
39. TOTAL			500.0	40. Quality: TW <input type="checkbox"/> KD <input type="checkbox"/> Aflatoxin <input type="checkbox"/> Vomitoxin <input type="checkbox"/> Fumonisin <input type="checkbox"/> Garlicky <input type="checkbox"/> Dark Roast <input type="checkbox"/> Sclerotinia <input type="checkbox"/> Ergoty <input type="checkbox"/> CoFo <input type="checkbox"/> Other <input type="checkbox"/> None <input type="checkbox"/>												42. TOTALS		464,689.00		464,689.00		464,689.00	
41. Mycotoxins exceed FDA, State or other health organization maximum limits. Yes <input type="checkbox"/>																							

NARRATIVE (If more space is needed, attach a Special Report) See attached Crop Replacement Eligibility and Payment Worksheets for the unit. As requested the insured provided maps showing the locations and acres of eligible damaged and undamaged plant cane and 1st stubble cane.

SECTION II – DETERMINED HARVESTED PRODUCTION

43. Date Harvest Completed MM-DD-YYYY						44. Damage similar to other farms in the area? Yes <input type="checkbox"/> X <input checked="" type="checkbox"/> No <input type="checkbox"/>						45. Assignment of Indemnity Yes <input type="checkbox"/> No <input checked="" type="checkbox"/> X <input type="checkbox"/>						46. Transfer of Right to Indemnity? Yes <input type="checkbox"/> No <input checked="" type="checkbox"/> X <input type="checkbox"/>																	
A. MEASUREMENTS						B. GROSS PRODUCTION						C. ADJUSTMENTS TO HARVESTED PRODUCTION																							
47a.	48.	49.	50.	51.	52.	53.	54.	55.	56.	57.	58a.	59a.	60a.	61.	62.	63.	64a.	65.	66.																
47b.	Multi-Crop Code	Length or Diameter	Width	Depth	Deduction	Net Cubic Feet	Conversion Factor	Gross Prod.	Bu., Ton Lbs., Cwt.	Shell/Sugar Factor	FM% Factor	Moisture % Factor	Test WT Factor	Adjusted Production	Prod. Not to Count	Production Pre-QA	Value Mkt. Price	Quality Factor	Production to Count																
67. TOTAL																68. Section II Total				69. Section I Total				70. Unit Total				71. Allocated Prod.				72. Total APH Prod.			

Reference Material

TABLE A MINIMUM REPRESENTATIVE SAMPLE REQUIREMENTS

Acres in Field or Subfield	Minimum No. of Samples
.1 – 10.0	3
10.1 – 40.0	4

One additional sample is required for each additional 40.0 acres (or fraction thereof) in the field or subfield.

TABLE B ROW WIDTH FOR SAMPLE SELECTIONS

Row Width	Row Length for 1/1000 Acre
60 inches	8.7 feet
62 inches	8.4 feet
64 inches	8.2 feet
66 inches	7.9 feet
68 inches	7.7 feet
70 inches	7.5 feet
72 inches	7.3 feet
74 inches	7.1 feet
76 inches	6.9 feet

For row widths not listed in Table B, use the following formula:

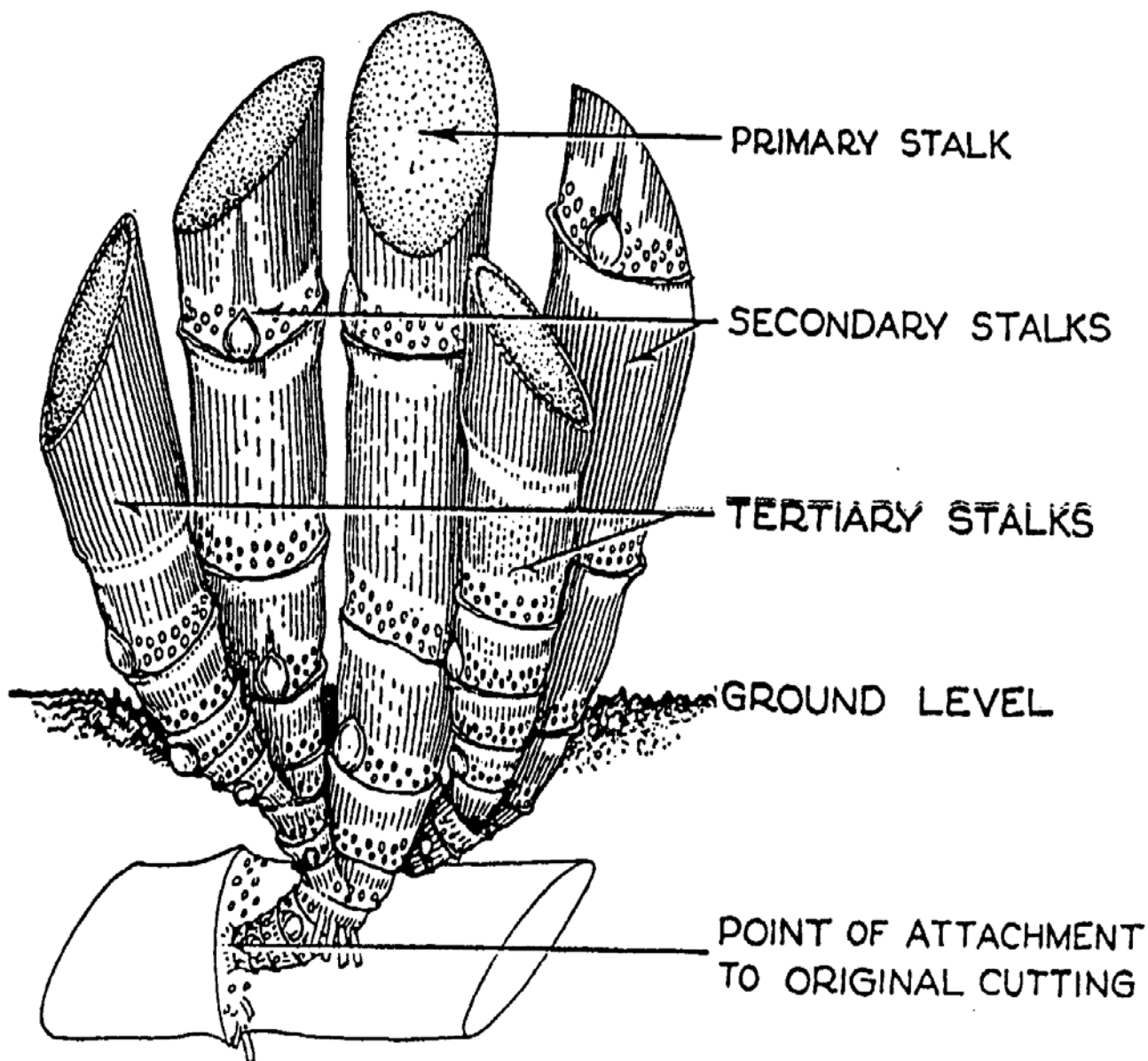
$$\frac{43,560 \text{ sq. ft./acre} \div \left(\frac{\text{row width in inches}}{12''} \right)}{1000 \text{ ft.}} \quad (\text{for } 1/1000 \text{ acre})$$

Example:

$$\frac{43,560 \text{ sq. ft./acre} \div \left(\frac{25''}{12''} \right)}{1000 \text{ ft.}} = \frac{43,560 \text{ sq. ft.} \div 2.08}{1000 \text{ ft.}} = \frac{20,942}{1000 \text{ ft.}} = 20.94 \text{ ft. rounded to } 20.9 \text{ ft. row length}$$

Diagram Sugarcane Plant

DIAGRAM OF A SUGARCANE PLANT

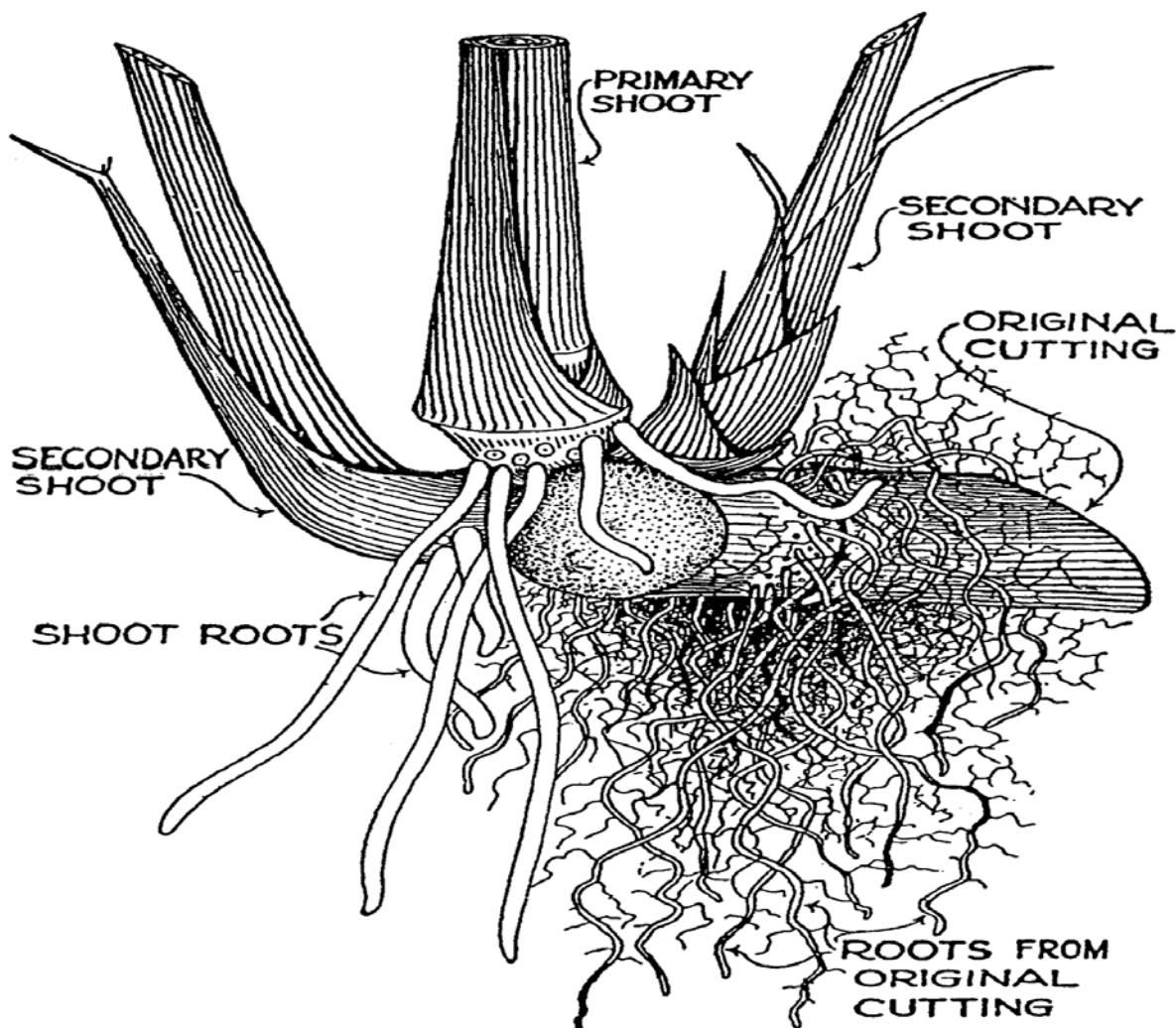


The underground portion of a cane stool showing primary, secondary and tertiary stalks.

Diagram from the Botany of Sugarcane (1952) by C. Van Dillewijn, PH.D. sugarcane expert, Food and Agriculture Organization of the United Nations Former Director, Sugar Experiment Station, Cheribon (Java).

Diagram of Shoot Roots

DIAGRAM OF SHOOT ROOTS

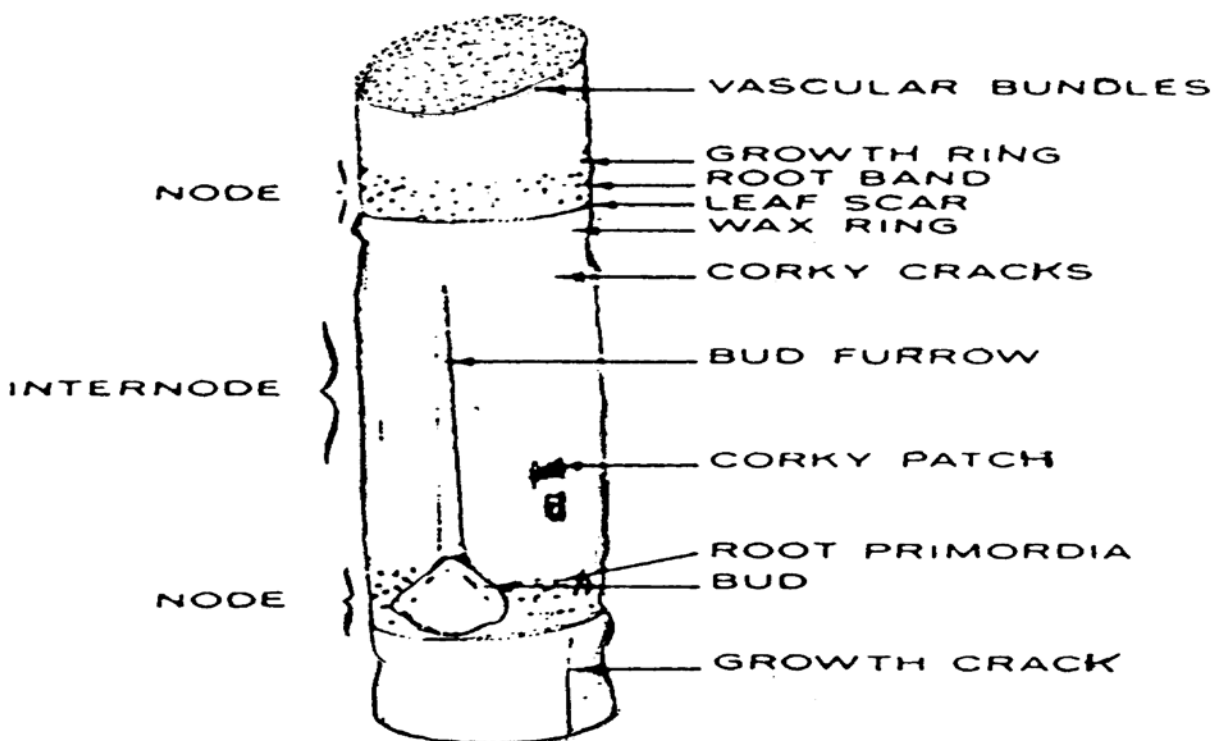


Young cane plant showing two kinds of roots; set roots originating from the root primordia of the cutting, and shoot roots originating from the root primordia of the shoots.

Diagram from the Botany of Sugarcane (1952) by C. Van Dillewijn, PH.D. Sugarcane expert, Food and Agriculture Organization of the United Nations Former Director, Sugar Experiment Station, Cheribon (Java).

Diagram of Node and Internode of Sugarcane

DIAGRAM OF NODE AND INTERNODE OF SUGARCANE



The sugarcane stalk is made up of joints or sections. There are from 10 to 16 joints above ground that vary from 4.5 to 7 inches in length. Each joint consists of a node and internode. At each node there is a bud or “eye” which contains the beginning of a new plant. The buds may be oval, pointed, or flattened. As is typical of the grass family the buds alternate in two rows on opposite sides of the stalk. When present, a bud furrow, or depression, in the joint immediately above the bud may be deep or shallow; it may be short or may extend the length of the internode. One to several rings of root primordia, or root buds, are located at the nodal zone. The growth ring is a narrow band just below the internode and above the root primordia.

Two or more whole stalks, or pieces of stalks (cut into pieces between each section or internode) are used for planting plant cane. The whole stalks or pieces of stalks are dropped horizontally into the furrows and covered with soil. The primary shoot develops from the bud of the mother stalk or seed piece. Secondary shoots develop from the buds on the underground part of the stalk. A tertiary shoot may also originate from a secondary shoot. More shoots or stalks emerge above the surface in the spring then finally become mature stalks. It is not unusual to find 15 to 20 or more new shoots or stalks per plant early in the spring and only three to six mature stalks per plant at maturity because of shading or other causes.

Diagram from the Botany of Sugarcane (1952) by C. Van Dillewijn, PH.D. sugarcane expert, Food and Agriculture Organization of the United Nations Former Director, Sugar Experiment Station, Cheribon (Java).